


Surface Mount RF Transformer

50Ω 0.03 to 75 MHz

T16-6T+
T16-6T



CASE STYLE: W38
PRICE: \$5.65 ea. QTY (1-9)

+ RoHS compliant in accordance
with EU Directive (2002/95/EC)

The +Suffix identifies RoHS Compliance. See our web site
for RoHS Compliance methodologies and qualifications.

Maximum Ratings

Operating Temperature	-20°C to 85°C
Storage Temperature	-55°C to 100°C
RF Power	0.25W
DC Current	30mA

Pin Connections

PRIMARY DOT	4
PRIMARY	6
SECONDARY DOT	3
SECONDARY	1
SECONDARY CT	2
NOT USED	5

Features

- good return loss
- also available with surface mount gull wing (KK81) plug-in (X65) leads

Applications

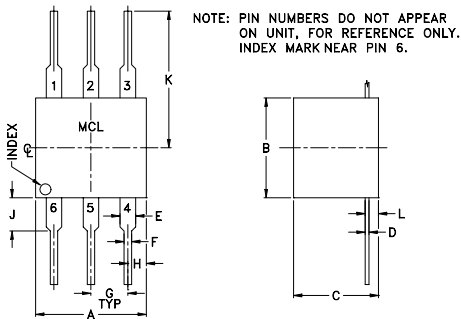
- HF/VHF systems
- impedance matching

Transformer Electrical Specifications

Ω RATIO (Secondary/Primary)	FREQUENCY (MHz)	INSERTION LOSS*		
		3 dB MHz	2 dB MHz	1 dB MHz
16	0.03-75	0.03-75	0.06-30	0.1-20

*Insertion Loss is referenced to mid-band loss, 0.5 dB typ.

Outline Drawing



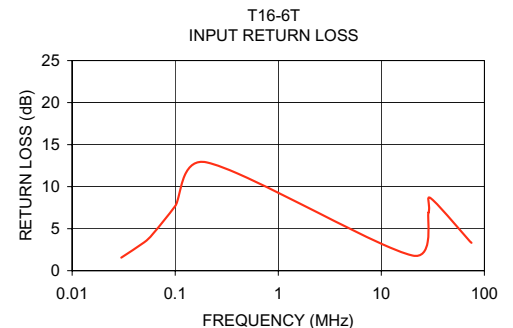
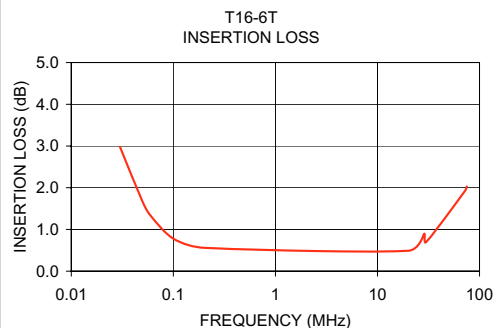
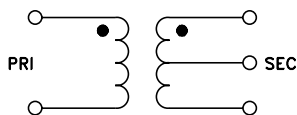
Outline Dimensions (inch/mm)

A	B	C	D	E	F
.30	.27	.23	.010	.042	.020
7.62	6.86	5.84	0.25	1.07	0.51
G	H	J	K	L	wt
.100	.05	.09	.31	.036	grams
2.54	1.27	2.29	7.87	0.91	0.50

Typical Performance Data

FREQUENCY (MHz)	INSERTION LOSS (dB)	INPUT R. LOSS (dB)
0.03	2.98	1.55
0.05	1.66	3.37
0.06	1.33	4.30
0.10	0.78	7.70
0.20	0.56	12.89
20.00	0.49	1.81
28.74	0.90	6.92
30.00	0.70	8.64
72.34	1.93	3.49
75.00	2.03	3.32

Config. A



Mini-Circuits®
ISO 9001 ISO 14001 CERTIFIED

ALL NEW
minicircuits.com

P.O. Box 350166, Brooklyn, New York 11235-0003 (718) 934-4500 Fax (718) 332-4661 For detailed performance specs & shopping online see Mini-Circuits web site



The Design Engineers Search Engine Provides ACTUAL Data Instantly From MINI-CIRCUITS At: www.minicircuits.com

RF/IF MICROWAVE COMPONENTS

REV. A
M98898
T16-6T
IG/TD/CP
070803