Surface Mount

RF Transformer

50Ω 0.05 to 200 MHz

TT4-1-KK81+
TT4-1-KK81

CASE STYLE: KK81
PRICE: $5.95 ea. QTY (1-9)

+ RoHS compliant in accordance with EU Directive (2002/95/EC)

The +Suffix identifies RoHS Compliance. See our web site for RoHS Compliance methodologies and qualifications.

Maximum Ratings

Operating Temperature	-20°C to 85°C
Storage Temperature	-55°C to 100°C
RF Power	250mW
DC Current	30mA

Pin Connections

PRIMARY DOT	4
PRIMARY	6
PRIMARY CT	5
SECONDARY DOT	3
SECONDARY	1
SECONDARY CT	2

Features

- wideband, 0.05 to 200 MHz
- good return loss
- also available with plug-in (X65) and flat-pack (W38) leads

Applications

- HF/VHF
- impedance matching
- balanced antennas

Transformer Electrical Specifications

Ω RATIO (Secondary/Primary)	FREQUENCY (MHz)	INSERTION LOSS*		
		3 dB MHz	2 dB MHz	1 dB MHz
3	0.05-200	0.05-200	0.2-50	1-30

* Insertion Loss is referenced to mid-band loss, 0.4 dB typ.

Outline Drawing

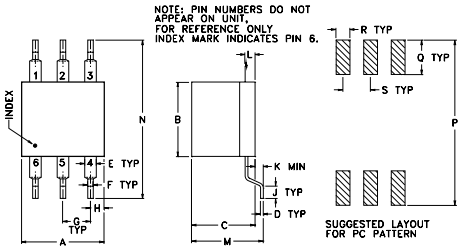

Outline Dimensions (inch / mm)

A	B	C	D	E	F	G	H	J
.30	.27	.23	.010	.042	.020	.100	.05	.05
7.62	6.86	5.84	0.25	1.07	0.51	2.54	1.27	1.27

K	L	M	N	P	Q	R	S	wt
.020	.036	.26	.575	.600	.125	.050	.100	grams
0.51	0.91	6.60	14.61	15.24	3.18	1.27	2.54	0.50

Typical Performance Data

FREQUENCY (MHz)	INSERTION LOSS (dB)	INPUT R. LOSS (dB)
0.05	2.88	1.46
0.10	1.29	4.13
0.20	0.58	8.81
0.50	0.39	15.77
1.00	0.36	19.03
30.00	0.51	11.31
50.00	0.91	7.28
100.86	1.96	3.92
195.15	2.78	3.87
200.00	2.76	4.08

Config. B

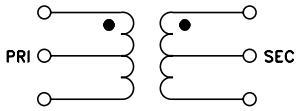

TT4-1-KK81
INSERTION LOSS

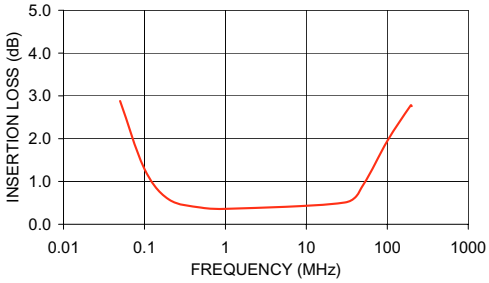

TT4-1-KK81
INPUT RETURN LOSS

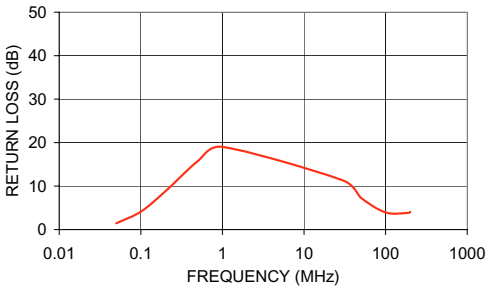

Downloaded from Elcodis.com electronic components distributor