




SM Series

Accessory Products

EMI Filter



FEATURES

- Does Not Require External Components For Operation
- MIL - STD - 461C Part 2, Class A1b Compliance
- Less Than 1.0 Volt Drop Across The SMF200
Less Than 1.0 Volt Drop Across The SMF200 (270)
- Thermally Non-Dissipative Device
- Environment: MIL - STD - 810E, MIL - STD - 901C

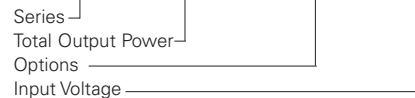
SPECIFICATIONS

28 Vdc Input

	Min	Typ	Max	Units
Input Voltage			50	Vdc
Rated Output Current			20	A
Isolation: Input/output to Case	500			Vdc
Operating Temperature	-55		+100	°C
Storage Temperature	-55		+125	°C
Insulation Resistance(@50 Vdc)	50			MOhm
Size	2.4 x 2.3 x 0.5			inch
	61 x 59 x13			mm
Weight	5.0			oz
	140			grams

HOW TO ORDER

SMF **200** - **C** **(270)**



Options: **A** - pins out baseplate of unit **I** - metric inserts (M3)
C - thru hole inserts (0.140 DIA)

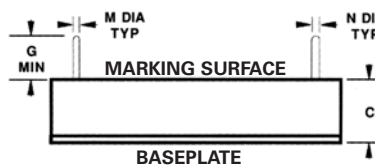
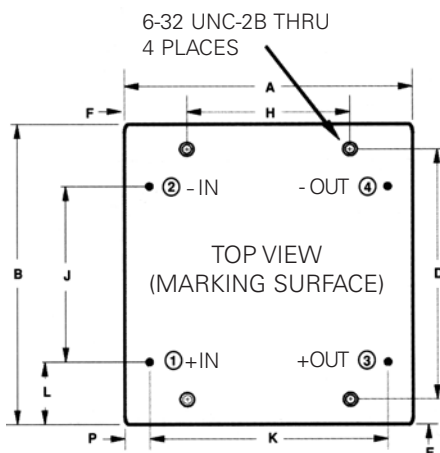
Standard unit is 28 Vdc nominal input with pins out the top written as SMF200

SPECIFICATIONS

270 Vdc Input

	Min	Typ	Max	Units
Input Voltage			500	Vdc
Rated Output Current			2	A
Isolation: Input/output to Case	1000			Vdc
Operating Temperature	-55		+100	°C
Storage Temperature	-55		+125	°C
Insulation Resistance(@50 Vdc)	50			MOhm
Size	2.4 x 2.3 x 0.5			inch
	61 x 59 x13			mm
Weight	5.0			oz
	140			grams

CASE DRAWINGS



Standard Pins - Pin Placement: top.
Model number written as SMF200

A Option - Pin Placement: baseplate.
Model number written as SMF200 - A

C Option - Thru hole inserts (0.140 DIA).
Model number written as SMF200 - C

	A	B	C	D	E	F	G	H	J	K	L	M	N	P
inch	2.30	2.40	.50	2.100	.15	.50	.30	1.300	1.400	1.900	.50	.040	.080	.20
mm	58.4	61.0	12.7	53.34	3.8	12.7	76	33.02	35.56	48.26	12.7	1.02	2.03	5.1

Tolerances: Inches x.xx = ±0.03
 x.xxx = ±0.015
 mm x.xx = ±0.4
 x.x = ±0.8

Material: Pin - Brass (Solder Plating), Baseplate - Aluminum 5052-H32, Case - Steel.
Finish: Nickel Plating.
Mounting: 6-32 THD inserts are provided in baseplate.
Metric: M3 inserts.

All specifications are typical @+25°C with nominal input voltage under full output load conditions, unless otherwise noted. Specifications subject to change without notice.



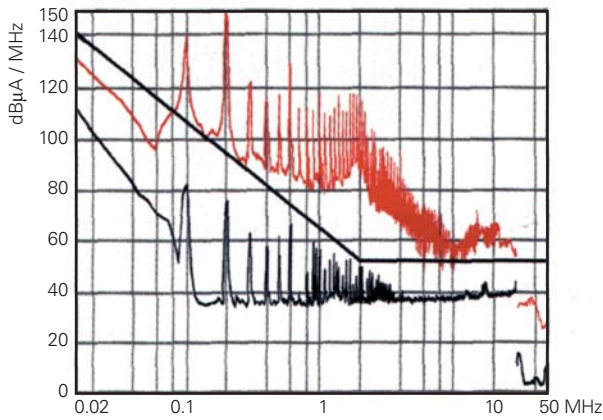
Characteristics

SMF200

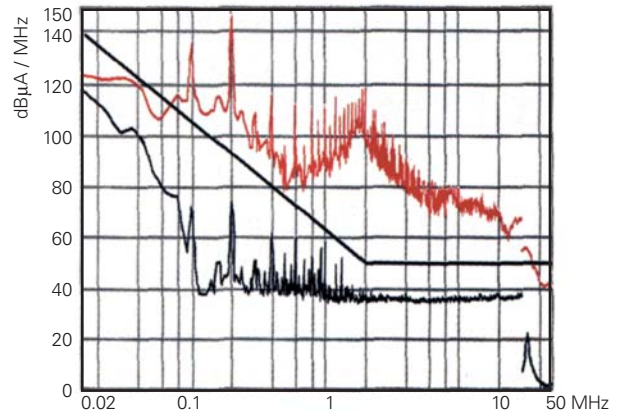
**5 V_{out} - 200 Watts
Power Supply**

**28 V_{out} - 280 Watts
Power Supply**

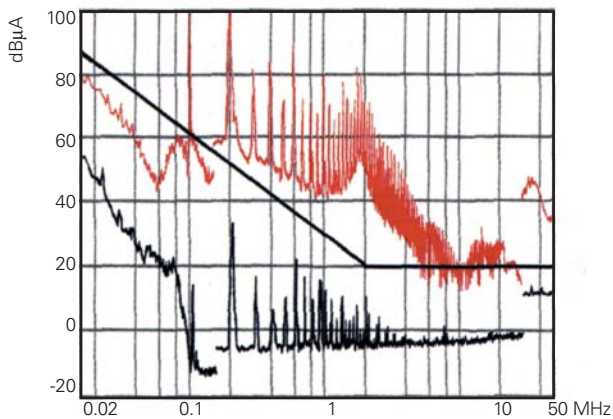
MIL-STD-461C CE03 - Broadband Part 2, Fig 3 - 3



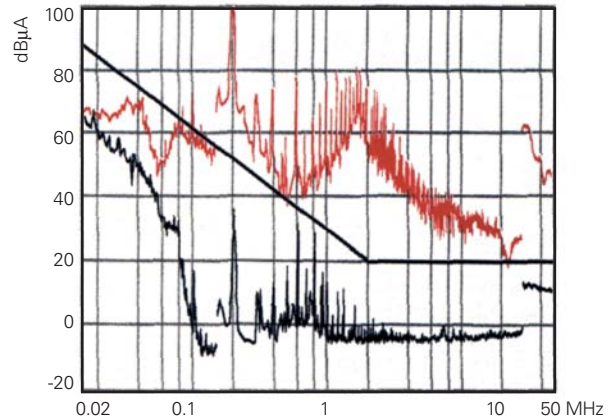
MIL-STD-461C CE03 - Broadband Part 2, Fig 3 - 3



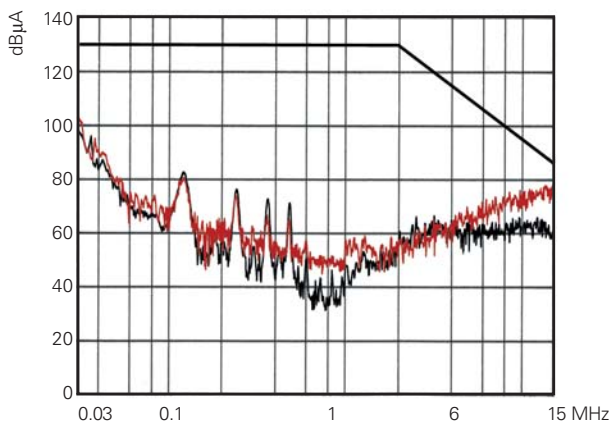
MIL-STD-461C CE03 - Narrowband Part 2, Fig 3 - 2



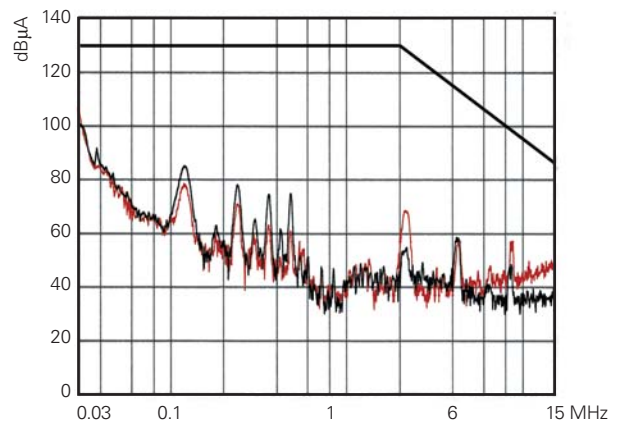
MIL-STD-461C CE03 - Narrowband Part 2, Fig 3 - 2



MIL-STD-461C CE01 Part 2, Fig 3 - 1



MIL-STD-461C CE01 Part 2, Fig 3 - 1



LEGEND:

■ without SMF200EMI filter

■ with SMF200 EMI filter

All specifications are typical @+25°C with nominal input voltage under full output load conditions, unless otherwise noted. Specifications subject to change without notice.