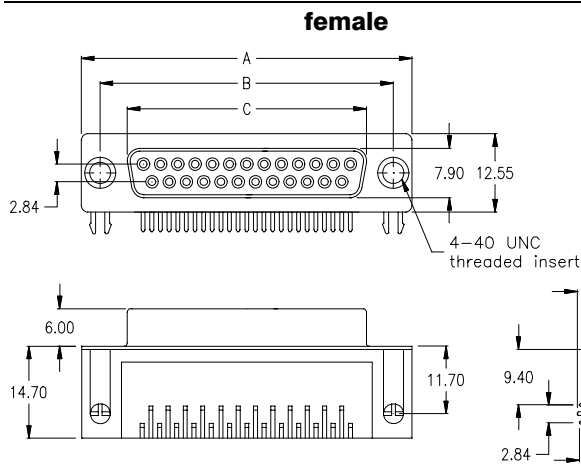


SD Series - D-Sub 90°
9,40mm / .370" „Euro Style“ Footprint



PCB hole layout on page 29

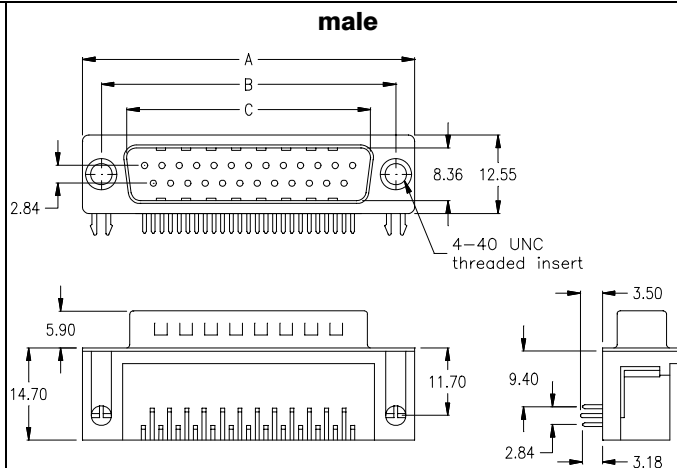
No. of contacts	Dimension		
	A	B	C
009	30.81	24.99	16.33
	1.213	.984	.643
015	39.14	33.32	24.66
	1.541	1.312	.971
025	53.04	47.04	38.38
	2.088	1.852	1.511
037	69.32	63.50	54.84
	2.729	2.500	2.159

Ordering Code

SDF - xxx - M900 - 55 / XX

No. of contacts

Option



PCB hole layout on page 29

No. of contacts	Dimension		
	A	B	C
009	30.81	24.99	16.92
	1.213	.984	.666
015	39.14	33.32	25.25
	1.541	1.312	.994
025	53.04	47.04	38.96
	2.088	1.852	1.534
037	69.32	63.50	55.42
	2.729	2.500	2.182

Ordering Code

SDM - xxx - M900 - 55 / XX

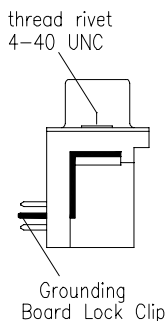
No. of contacts

Option

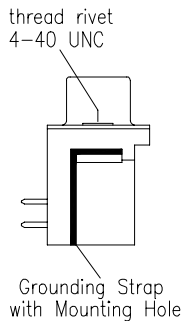
Plating: -55 = gold

General Specification page 72

Options

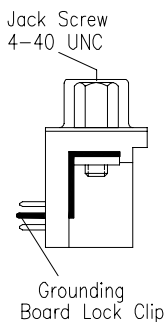
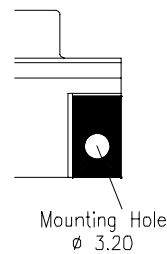


N

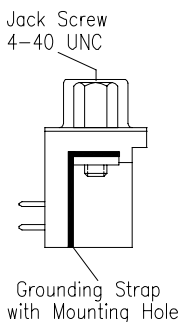


H

not available with female 25- and male 37-contact



NJ



HJ

not available with female 25- and male 37-contact

