

The **SM5053-43L** is a 5.0 to 5.3 GHz solid state GaAs FET amplifier designed for various commercial and military applications. The amplifier provides 55 dB of linear gain with a P1dB of +43 dBm. Our proprietary pre-distortion technique improves the OIP3 better than 6 dB. The unit provides ultra-linear performance for rigorous system requirements.

Features


- Integrated Linearizer
- Single Power Supply
- Over Voltage Protection
- Thermal Protection with Auto Reset
- Temperature Compensation

Options

- Forward/Reverse Power Detection
- RF Sampling Port
- Fan
- Pulse Control for TDD applications with <math><1\mu\text{s}</math> rise/fall time
- Logic On/Off Control
- Integral Heatsink

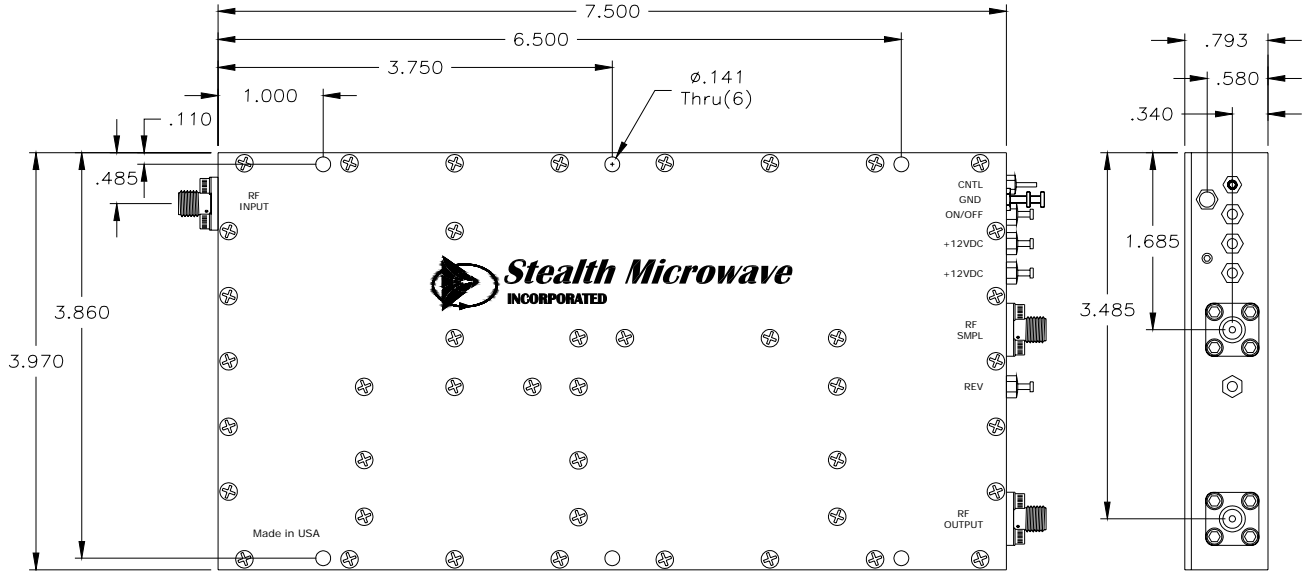
Configurations

- Module (Standard)
- Laboratory Unit
- 19" Rack Mount

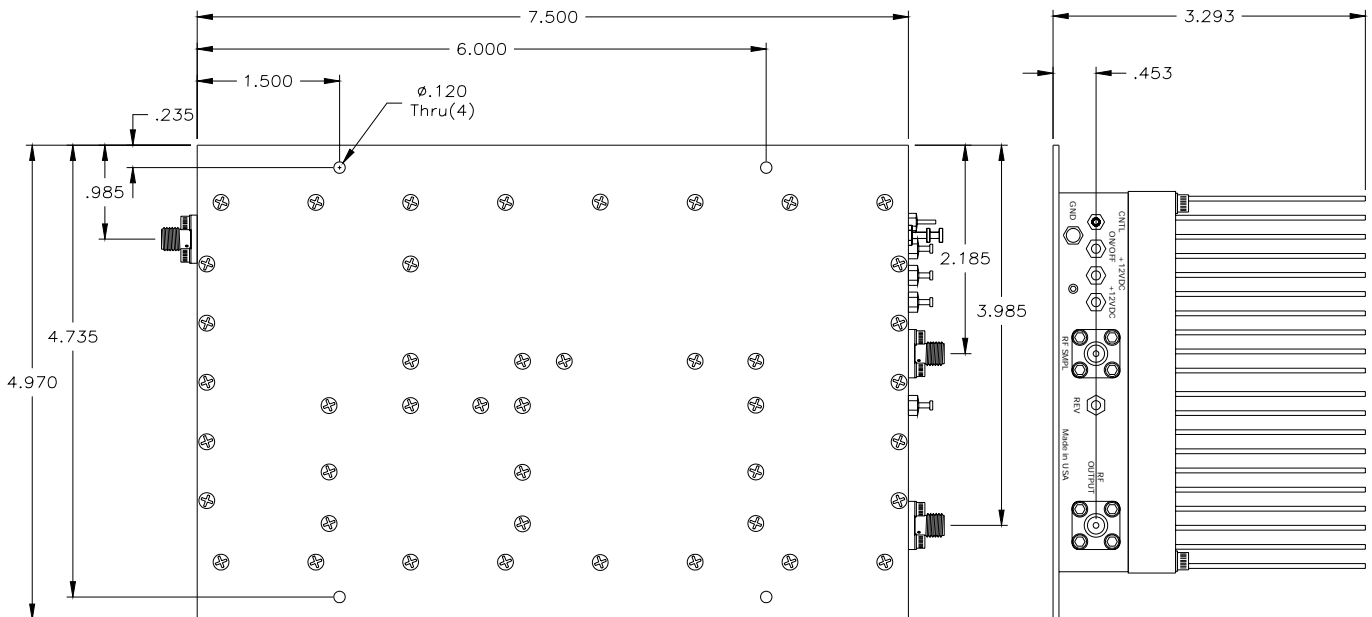


Parameter	Specification
Frequency Range	5.00 – 5.30 GHz
Pout (P1dB)	+43 dBm
Output Third Order Intercept Point (OIP3)	+62 dBm
Linear Gain	55 dB \pm 1 dB
Gain Flatness (over full band)	\pm .5 dB
Gain Change (over temperature)	\pm .5 dB
Input/Output Return Loss	-16 dB / -16dB
DC Input Voltage	+12 Volts
DC Input Current	9.2 Amperes (operational)
Mechanical Dimensions (Without Heatsink)	7.50 x 3.97 x .79 inches
RF Connectors	SMA Female
Operating Temperature (Baseplate)	0° to +55°C
Operating Humidity	95% Non-condensing
Operating Altitude	Up to 10,000 feet above Sea Level

DIMENSIONS IN INCHES



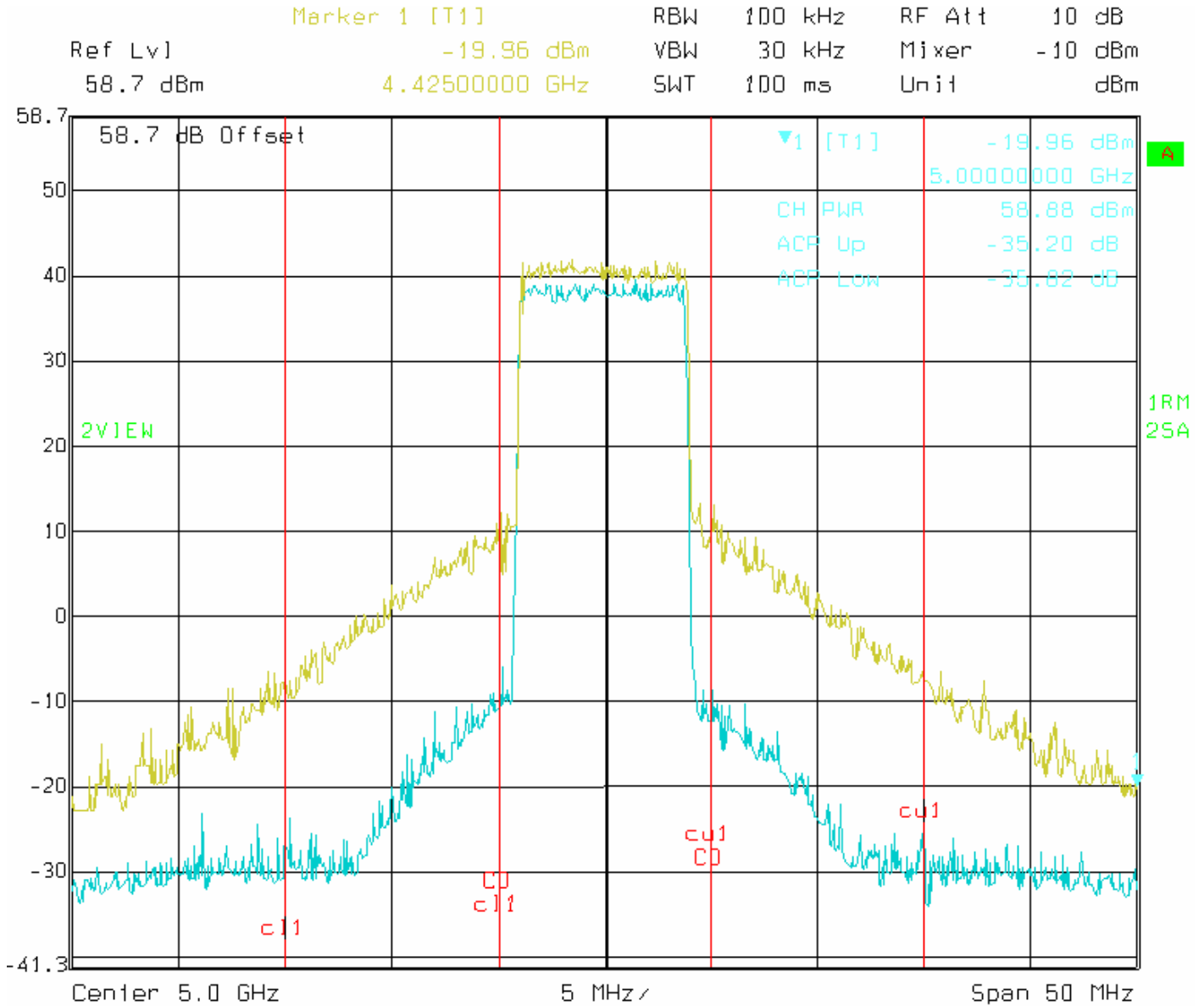
HEATSINK OPTION



Pin	Description	Values
RF INPUT	Input Connector (SMA Female)	- 7 dBm (max.)
RF OUTPUT	Output Connector (SMA Female)	+ 43 dBm @ P1dB (min.)
RF SAMPLE	RF Sample Port (SMA Female)	30 dB
GND	Ground Turret	---
FWD	Forward Power Detector	+ 39 dBm Output Power \approx + 5.0 Volts
REV	Reverse Power Detector	∞ VSWR @ + 39 dBm \approx + 4.0 Volts
+12VDC	DC Input Voltage	+ 12 Volts @ 9.2 Amperes. (operational)
ON/OFF	TTL Logic On/Off	0 Volts = Off, + 5 Volts = On
CNTL	TTL Pulse Control	Rates up to 100 kHz

Specifications subject to change without notice.

64QAM OFDM PLOT – 37 dBm
BLUE TRACE – INPUT SIGNAL



Date: 22.FEB.1908 20:01:03