

17dB Coupler
5-1000MHz


MACP-007486-CH0010
V1P

Features

- Surface Mount
- 17dB Coupler
- 260°C Reflow Compatible
- RoHS* Compliant
- RoHS version of ESDC-17-3-75
- Available on Tape and Reel. Reel quantity 900

Description

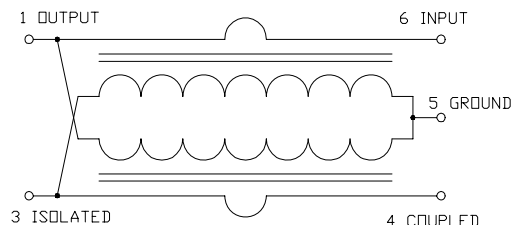
M/A-COM's MACP-007486-CH0010 is a 17dB Coupler in a low cost, surface mount package. Ideally suited for high volume CATV/Broadband applications.



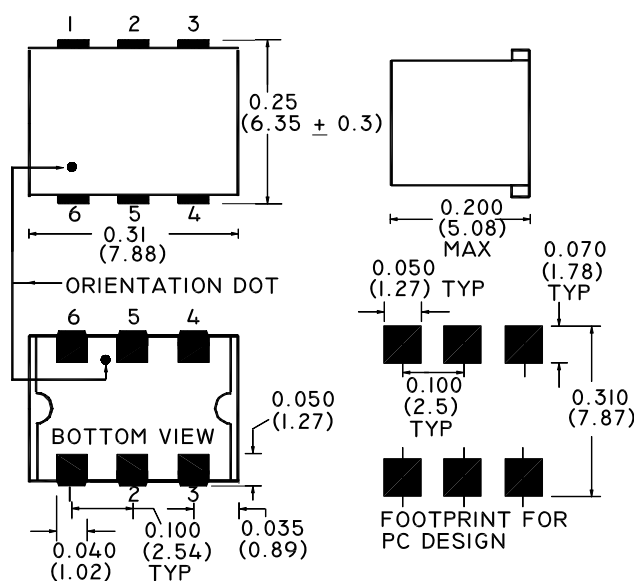
Pin Configuration

Pin No.	Function
1	Output
2	Not connected (ground)
3	External 75 Ohm
4	Coupled
5	Not Connected (ground)
6	Input

Schematic



Case Style: SM-1



Dimensions in inches [mm] Tolerance: .xx ± .02, .xxx ± .010

Ordering Information

Part Number	Package
MACP-007486-CH0010	900
MACP-007486-CH00TB	Customer Test Board

Note: Reference Application Note **M513** for reel size information.

* Restrictions on Hazardous Substances, European Union Directive 2002/95/EC.

1

M/A-COM Inc. and its affiliates reserve the right to make changes to the product(s) or information contained herein without notice. M/A-COM makes no warranty, representation or guarantee regarding the suitability of its products for any particular purpose, nor does M/A-COM assume any liability whatsoever arising out of the use or application of any product(s) or information.

- **North America** Tel: 800.366.2266 / Fax: 978.366.2266
- **Europe** Tel: 44.1908.574.200 / Fax: 44.1908.574.300
- **Asia/Pacific** Tel: 81.44.844.8296 / Fax: 81.44.844.8298

Visit www.macom.com for additional data sheets and product information.

17dB Coupler
5-1000MHz

MACP-007486-CH0010
V1P

Electrical Specifications: $T_A = 25^\circ\text{C}$, $Z_0 = 75\Omega$ ¹

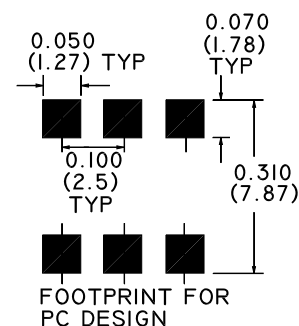
Parameter	Frequency	Units	Min	Typ	Max
Coupling	5 - 1000 MHz	dB	16	17	-
Coupling Flatness	5 - 1000 MHz	dB	-	-	0.8
Main Line Loss	5 - 50 MHz	dB	-	0.6	1.3
	50 - 500 MHz	dB	-	0.6	1.1
	500 - 1000 MHz	dB	-	0.7	1.2
Directivity	5 - 50 MHz	dB	18	22	-
	50 - 500 MHz	dB	12	21	-
	500 - 1000 MHz	dB	8	15	-
Input Return Loss	5 - 1000 MHz	dB	15	20	-
Output Return Loss	5 - 1000 MHz	dB	15	20	-
Coupling Return Loss	5 - 1000 MHz	dB	15	20	-

Absolute Maximum Ratings^{1,2}

Parameter	Absolute Maximum
RF Power	250 mW
DC current	30mA
Operating Temperature	-20°C to +85°C
Storage Temperature	-20°C to +85°C

- Exceeding any one or combination of these limits may cause permanent damage to this device.
- M/A-COM does not recommend sustained operation near these survivability limits.

Recommended PCB Configuration



2

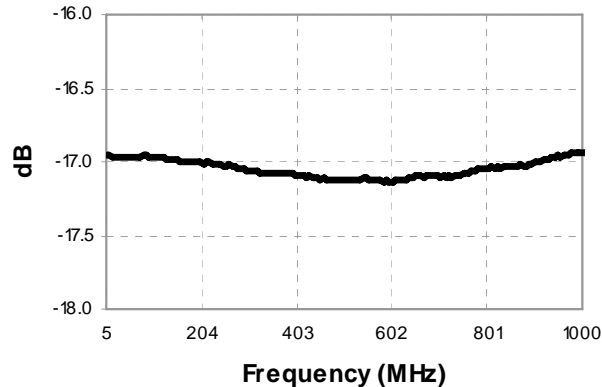
M/A-COM Inc. and its affiliates reserve the right to make changes to the product(s) or information contained herein without notice. M/A-COM makes no warranty, representation or guarantee regarding the suitability of its products for any particular purpose, nor does M/A-COM assume any liability whatsoever arising out of the use or application of any product(s) or information.

- **North America** Tel: 800.366.2266 / Fax: 978.366.2266
- **Europe** Tel: 44.1908.574.200 / Fax: 44.1908.574.300
- **Asia/Pacific** Tel: 81.44.844.8296 / Fax: 81.44.844.8298

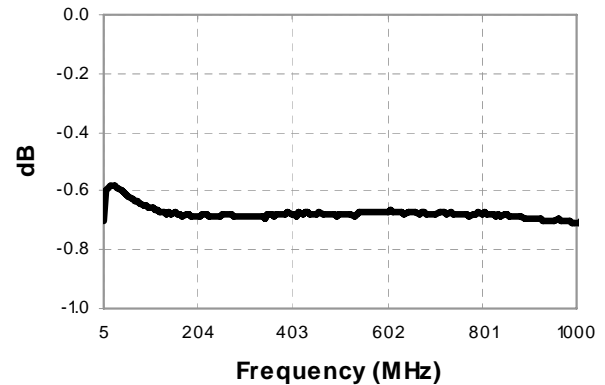
Visit www.macom.com for additional data sheets and product information.

Typical Performance Curves: $T_A = 25^\circ\text{C}$, $Z_0 = 75\Omega$ ¹

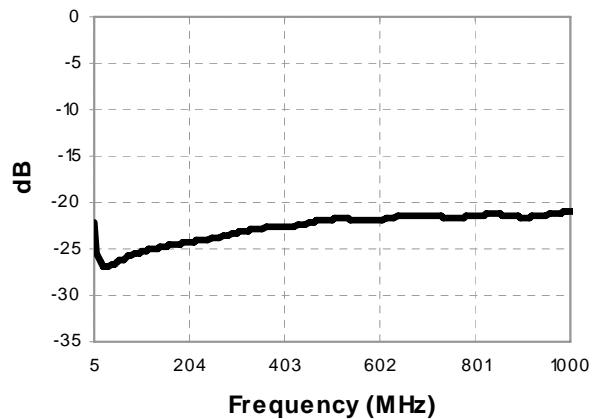
Coupling: pin 6 to pin 4



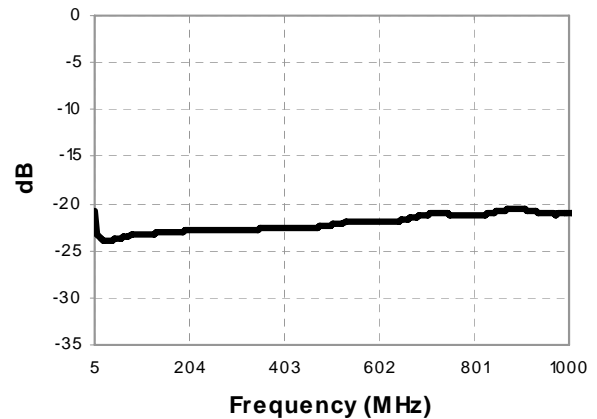
Main Line Loss: pin 6 to pin 1



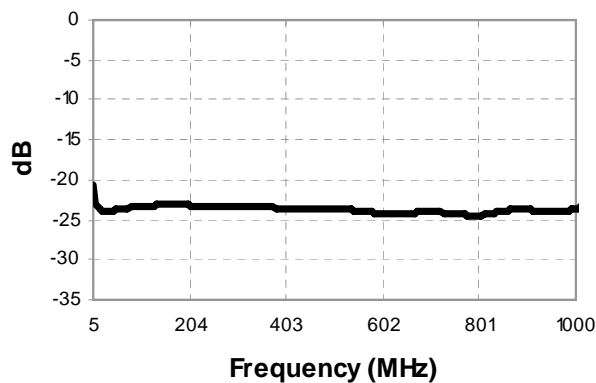
Return Loss Input: pin 6



Return Loss Output: pin 1



Return Loss Coupling: pin 4



3

M/A-COM Inc. and its affiliates reserve the right to make changes to the product(s) or information contained herein without notice. M/A-COM makes no warranty, representation or guarantee regarding the suitability of its products for any particular purpose, nor does M/A-COM assume any liability whatsoever arising out of the use or application of any product(s) or information.

- **North America** Tel: 800.366.2266 / Fax: 978.366.2266
- **Europe** Tel: 44.1908.574.200 / Fax: 44.1908.574.300
- **Asia/Pacific** Tel: 81.44.844.8296 / Fax: 81.44.844.8298

Visit www.macom.com for additional data sheets and product information.