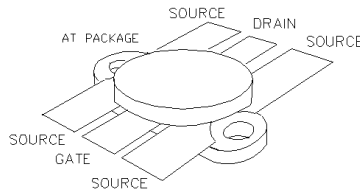




General Description

Silicon VDMOS and LDMOS transistors designed specifically for broadband RF applications. Suitable for Military Radios, Cellular and Paging Amplifier Base Stations, Broadcast FM/AM, MRI, Laser Driver and others.

"Polyfet"™ process features low feedback and output capacitances, resulting in high F_t transistors with high input impedance and high efficiency.



SILICON GATE ENHANCEMENT MODE

RF POWER VDMOS TRANSISTOR

100.0 Watts Single Ended

Package Style AT

**HIGH EFFICIENCY, LINEAR
HIGH GAIN, LOW NOISE**

ABSOLUTE MAXIMUM RATINGS (T = 25 °C)

Total Device Dissipation	Junction to Case Thermal Resistance	Maximum Junction Temperature	Storage Temperature	DC Drain Current	Drain to Gate Voltage	Drain to Source Voltage	Gate to Source Voltage
190 Watts	0.85 °C/W	200 °C	-65 °C to 150 °C	7.0 A	125 V	125 V	20 V

RF CHARACTERISTICS (100.0 WATTS OUTPUT)

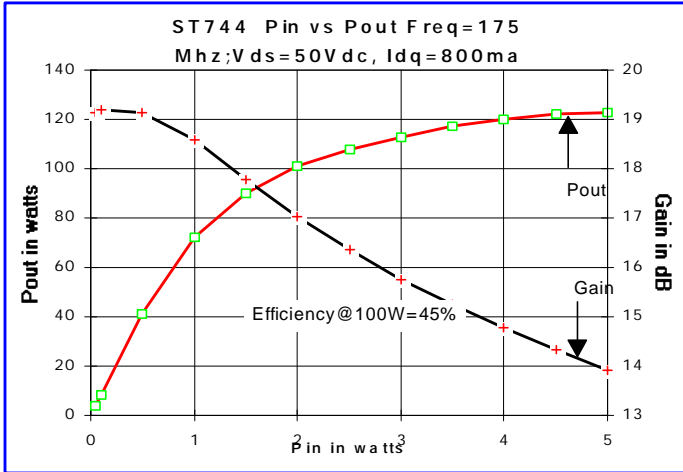
SYMBOL	PARAMETER	MIN	TYP	MAX	UNITS	TEST CONDITIONS
Gps	Common Source Power Gain	16			dB	Idq = 0.80 A, Vds = 50.0 V, F = 175 MHz
η	Drain Efficiency		45		%	Idq = 0.80 A, Vds = 50.0 V, F = 175 MHz
VSWR	Load Mismatch Tolerance			5:1	Relative	Idq = 0.80 A, Vds = 50.0 V, F = 175 MHz

ELECTRICAL CHARACTERISTICS (EACH SIDE)

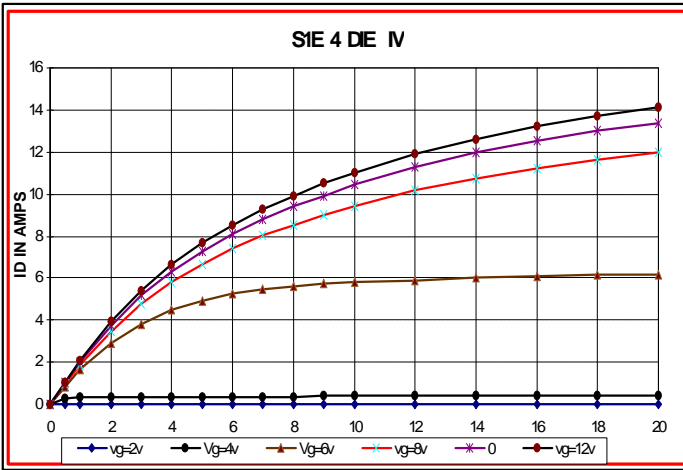
SYMBOL	PARAMETER	MIN	TYP	MAX	UNITS	TEST CONDITIONS
Bvdss	Drain Breakdown Voltage	125			V	Ids = 40.00 mA, Vgs = 0V
Idss	Zero Bias Drain Current			4.0	mA	Vds = 50.0 V, Vgs = 0V
Igss	Gate Leakage Current			1	uA	Vds = 0V Vgs = 30V
Vgs	Gate Bias for Drain Current	1		7	V	Ids = 0.20 A, Vgs = Vds
gM	Forward Transconductance		3.2		Mho	Vds = 10V, Vgs = 5V
Rdson	Saturation Resistance		0.65		Ohm	Vgs = 20V, Ids = 4.00 A
Idsat	Saturation Current		14.00		Amp	Vgs = 20V, Vds = 10V
Ciss	Common Source Input Capacitance		192.0		pF	Vds = 50.0 Vgs = 0V, F = 1 MHz
Crss	Common Source Feedback Capacitance		0.8		pF	Vds = 50.0 Vgs = 0V, F = 1 MHz
Coss	Common Source Output Capacitance		68.0		pF	Vds = 50.0 Vgs = 0V, F = 1 MHz

ST744

POUT VS PIN GRAPH

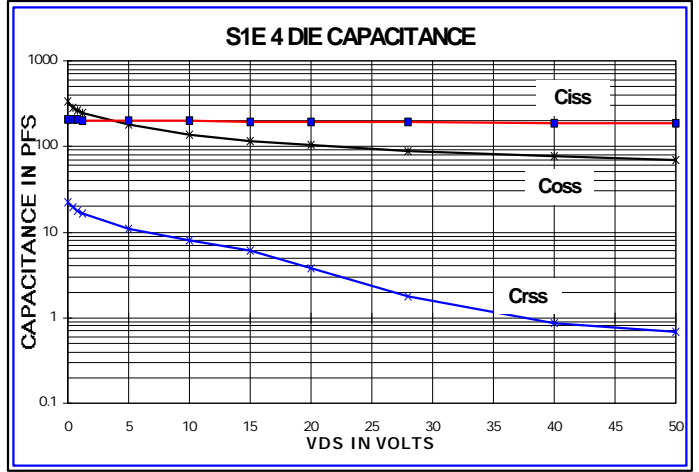


IV CURVE

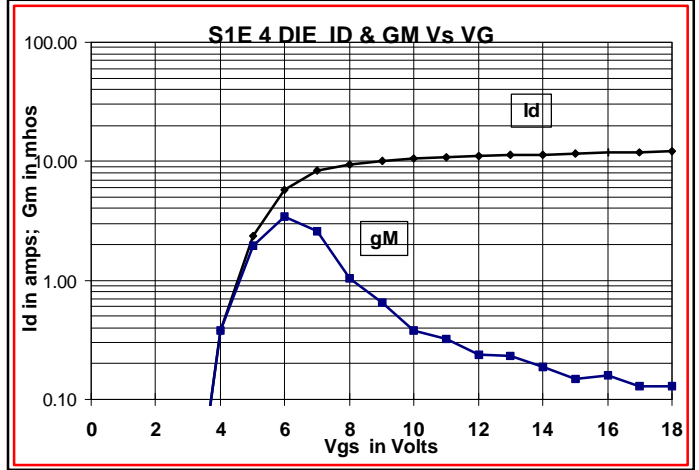


Zin Zout

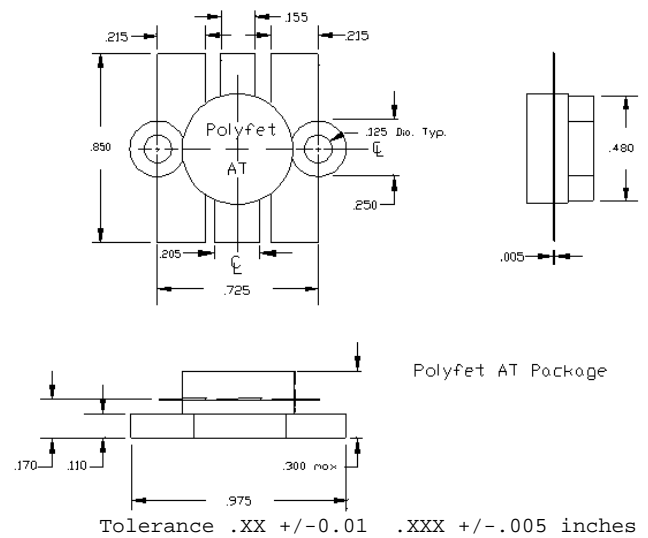
CAPACITANCE VS VOLTAGE



ID & GM VS VGS



PACKAGE DIMENSIONS IN INCHES



POLYFET RF DEVICES

REVISION 07/17/2003

1110 Avenida Acaso, Camarillo, Ca 93012 Tel:(805) 484-4210 FAX: (805) 484-3393 EMAIL:Sales@polyfet.com URL:www.polyfet.com