

Surface Mount RF Transformer

TC1-15

50Ω 350 to 1500 MHz

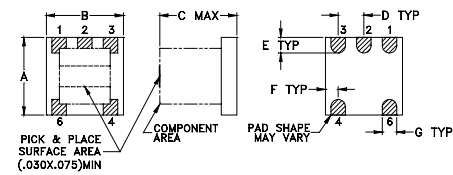
Maximum Ratings

Operating Temperature	-40°C to 85°C
Storage Temperature	-55°C to 100°C
RF Power	0.25W
DC Current	30mA

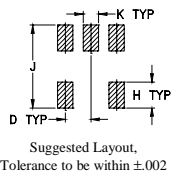
Pin Connections

PRIMARY DOT	6
PRIMARY	4
SECONDARY DOT	1
SECONDARY	3
NOT USED	2

Outline Drawing AT224



PCB Land Pattern



Outline Dimensions (inch/mm)


A	B	C	D	E	F
.150	.150	.150	.050	.030	.025
3.81	3.81	3.81	1.27	0.76	0.64
G	H	J	K		wt
.028	.065	.190	.030		grams
0.71	1.65	4.83	0.76		0.10

Features

- wideband, 350 to 1500 MHz
- balanced transmission line
- leadless surface mount
- good return loss
- aqueous washable

Applications

- PCS
- cellular
- impedance matching
- balanced amplifier
- baluns



CASE STYLE: AT224
PRICE: \$1.29 ea. QTY (100)

Transformer Electrical Specifications

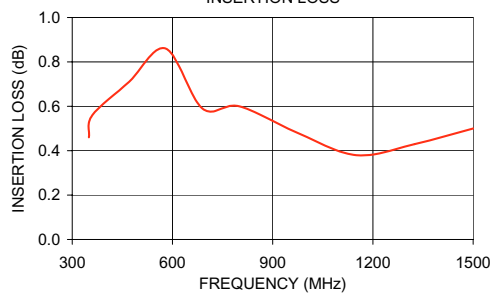
MODEL NO.	RATIO	FREQUENCY (MHz)	INSERTION LOSS*		
			3 dB MHz	2 dB MHz	1 dB MHz
TC1-15	1	350-1500	—	350-1500	800-1500

* Insertion Loss is referenced to mid-band loss, 0.35 dB typ.

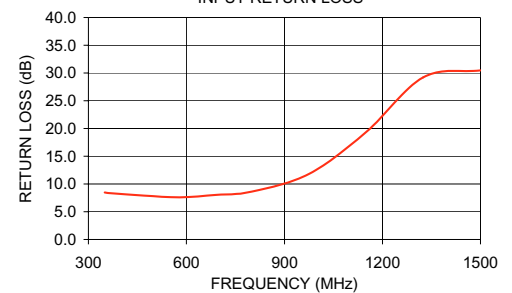
Typical Performance Data

FREQUENCY (MHz)	INSERTION LOSS (dB)	INPUT R. LOSS (dB)
350.00	0.46	8.47
360.00	0.56	8.38
470.00	0.71	7.92
580.00	0.86	7.58
690.00	0.59	8.03
800.00	0.60	8.62
975.00	0.48	11.81
1150.00	0.38	19.36
1325.00	0.43	29.22
1500.00	0.50	30.48

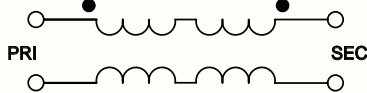
TC1-15
INSERTION LOSS



TC1-15
INPUT RETURN LOSS



Config. G



Mini-Circuits®
ISO 9001 ISO 14001 CERTIFIED

ALL NEW
minicircuits.com

P.O. Box 350166, Brooklyn, New York 11235-0003 (718) 934-4500 Fax (718) 332-4661 For detailed performance specs & shopping online see Mini-Circuits web site



The Design Engineers Search Engine Provides ACTUAL Data Instantly From MINI-CIRCUITS At: www.minicircuits.com

RF/IF MICROWAVE COMPONENTS

REV. C
M111888
TC1-15
IG/TD/CP/AM
080206