

ZENER DIODES

PRODUCT SUMMARY

V_Z range: 3.6 to 200 Volts
Power dissipation: 1.3W



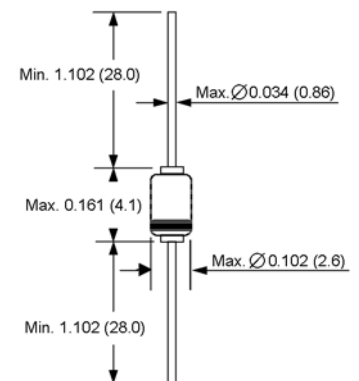
FEATURES

Silicon Planar Power Zener Diodes.
For use in stabilizing and clipping circuits with high power rating.
The Zener voltages are graded according to the international E 24 standard. Replace suffix "C" with "B" for $\pm 2\%$ tolerance.
Other voltage tolerances and other Zener voltages are available upon request.

MECHANICAL DATA

Case: DO-41Glass Case
Weight: approx. 0.35g

DO-204AL (DO-41 Glass)



Dimensions in inches and (millimeters)

 **Pb-free; RoHS-compliant**

MAXIMUM RATINGS AND THERMAL CHARACTERISTICS

($T_A=25^\circ\text{C}$ unless otherwise noted)

Parameter	Symbol	Value	Unit
Zener current (see Table "Characteristics")			
Power dissipation at $T_{\text{amb}}=25^\circ\text{C}$	P_{tot}	1.3 ⁽¹⁾	W
Thermal resistance junction to ambient air	$R_{\theta JA}$	130 ⁽¹⁾	$^\circ\text{C/W}$
Junction temperature	T_J	175	$^\circ\text{C}$
Storage temperature range	T_S	-55 to +175	$^\circ\text{C}$

Notes: 1. Valid provided that leads at a distance of 10 mm from case are kept at ambient temperature.

ELECTRICAL CHARACTERISTICS

($T_A=25^{\circ}\text{C}$ unless otherwise noted) Maximum $V_F=1.0\text{V}$ at $I_F=200\text{mA}$

Type number y=C for $\pm 5\%$ y=B for $\pm 2\%$	Dynamic resistance				Temp. coefficient of zener voltage at $I_z=I_{ZT}$ α_{VZ} ($\%/^{\circ}\text{C}$)		Reverse leakage current		Admissible zener current ⁽²⁾	
	$r_{ZT}^{(3)}$ (Ω)	at I_{ZT} (mA)	$r_{ZK}^{(3)}$ (Ω)	at I_{ZK} (mA)	Min.	Max.	at I_R (μA)	at V_R (Volts)	I_z (mA)	at $t_p=10\text{ms}$ I_{ZSM} (mA)
BZX85 - y2V7	< 20	60	< 400	1	- 0.08	- 0.06	-	1	-	-
BZX85 - y3V0	< 20	60	< 400	1	- 0.08	- 0.06	-	1	-	-
BZX85 - y3V3	< 20	60	< 400	1	- 0.08	- 0.06	-	1	-	-
BZX85 - y3V6	< 15	60	< 500	1	- 0.08	- 0.05	< 20	1	290	2660
BZX85 - y3V9	< 15	60	< 500	1	- 0.07	- 0.02	< 10	1	280	2540
BZX85 - y4V3	< 13	50	< 500	1	- 0.05	+0.01	< 3	1	250	2440
BZX85 - y4V7	< 13	45	< 600	1	- 0.03	+0.04	< 3	1	215	2320
BZX85 - y5V1	< 10	45	< 500	1	- 0.01	+0.04	< 1	1.5	200	2200
BZX85 - y5V6	< 7	45	< 400	1	0	+0.045	< 1	2	190	2080
BZX85 - y6V2	< 4	35	< 300	1	+0.01	+0.055	< 1	3	170	1960
BZX85 - y6V8	< 3.5	35	< 300	1	+0.015	+0.06	< 1	4	155	1800
BZX85 - y7V5	< 3	35	< 200	0.5	+0.02	+0.065	< 1	4.5	140	1620
BZX85 - y8V2	< 5	25	< 200	0.5	+0.03	+0.07	< 1	6.2	130	1520
BZX85 - y9V1	< 5	25	< 200	0.5	+0.035	+0.075	< 1	6.8	120	1340
BZX85 - y10	< 7	25	< 200	0.5	+0.04	+0.08	< 0.5	7.5	105	1200
BZX85 - y11	< 8	20	< 300	0.5	+0.045	+0.08	< 0.5	8.2	97	1100
BZX85 - y12	< 9	20	< 350	0.5	+0.045	+0.085	< 0.5	9.1	88	1000
BZX85 - y13	< 10	20	< 400	0.5	+0.05	+0.085	< 0.5	10	79	900
BZX85 - y15	< 10	15	< 500	0.5	+0.055	+0.09	< 0.5	11	71	760
BZX85 - y16	< 15	15	< 500	0.5	+0.055	+0.09	< 0.5	12	66	700
BZX85 - y18	< 20	15	< 500	0.5	+0.06	+0.09	< 0.5	13	62	600
BZX85 - y20	< 24	10	< 600	0.5	+0.06	+0.09	< 0.5	15	56	540
BZX85 - y22	< 25	10	< 600	0.5	+0.06	+0.095	< 0.5	16	52	500
BZX85 - y24	< 25	10	< 600	0.5	+0.06	+0.095	< 0.5	18	47	450
BZX85 - y27	< 30	8	< 750	0.25	+0.06	+0.095	< 0.5	20	41	400
BZX85 - y30	< 30	8	< 1000	0.25	+0.06	+0.095	< 0.5	22	36	380
BZX85 - y33	< 35	8	< 1000	0.25	+0.06	+0.095	< 0.5	24	33	350
BZX85 - y36	< 40	8	< 1000	0.25	+0.06	+0.095	< 0.5	27	30	320
BZX85 - y39	< 50	6	< 1000	0.25	+0.06	+0.095	< 0.5	30	28	296
BZX85 - y43	< 50	6	< 1000	0.25	+0.06	+0.095	< 0.5	33	26	270
BZX85 - y47	< 90	4	< 1500	0.25	+0.06	+0.095	< 0.5	36	23	246
BZX85 - y51	< 115	4	< 1500	0.25	+0.06	+0.095	< 0.5	39	21	226
BZX85 - y56	< 120	4	< 2000	0.25	+0.06	+0.095	< 0.5	43	19	208
BZX85 - y62	< 125	4	< 2000	0.25	+0.06	+0.095	< 0.5	47	16	186
BZX85 - y68	< 130	4	< 2000	0.25	0.055	0.095	< 0.5	51	15	171
BZX85 - y75	< 135	4	< 2000	0.25	0.055	0.095	< 0.5	56	14	161
BZX85 - y82	< 200	2.7	< 3000	0.25	0.055	0.095	< 0.5	62	12	141
BZX85 - y91	< 250	2.7	< 3000	0.25	0.055	0.095	< 0.5	68	10	127
BZX85 - y100	< 350	2.7	< 3000	0.25	0.055	0.095	< 0.5	75	9.4	116
BZX85 - y110	< 450	2.7	< 4000	0.25	0.055	0.095	< 0.5	82	8.6	105
BZX85 - y120	< 550	2	< 4500	0.25	0.055	0.095	< 0.5	91	7.8	96
BZX85 - y130	< 700	2	< 5000	0.25	0.055	0.095	< 0.5	100	7.0	89
BZX85 - y150	< 1000	2	< 6000	0.25	0.055	0.095	< 0.5	110	6.4	77
BZX85 - y160	< 1100	1.5	< 6500	0.25	0.050	0.095	< 0.5	120	5.8	72
BZX85 - y180	< 1200	1.5	< 7000	0.25	0.050	0.095	< 0.5	130	5.2	64
BZX85 - y200	< 1500	1.5	< 8000	0.25	0.050	0.095	< 0.5	150	4.7	58

- Notes:**
1. Measured with pulses $t_p=5$ ms
 2. Valid provided that leads are kept at ambient temperature at a distance of 10 mm from case
 3. Measured with $f=1$ kHz

ELECTRICAL CHARACTERISTICS

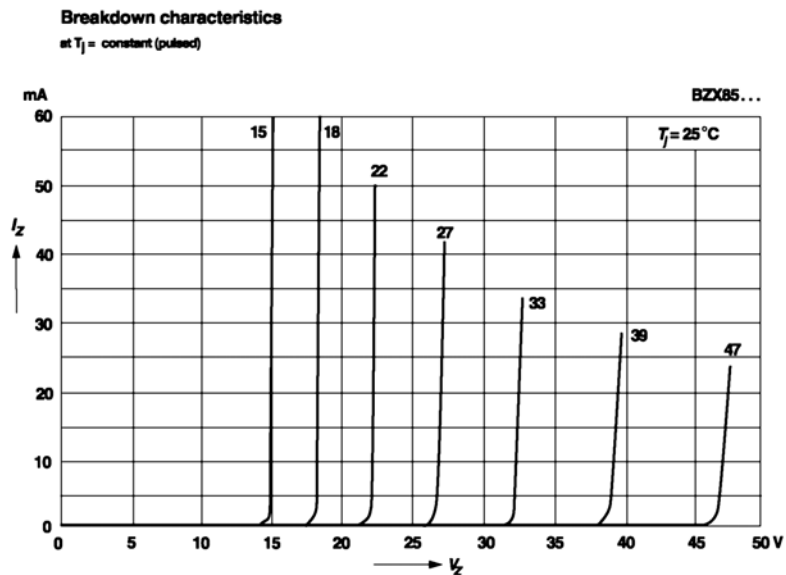
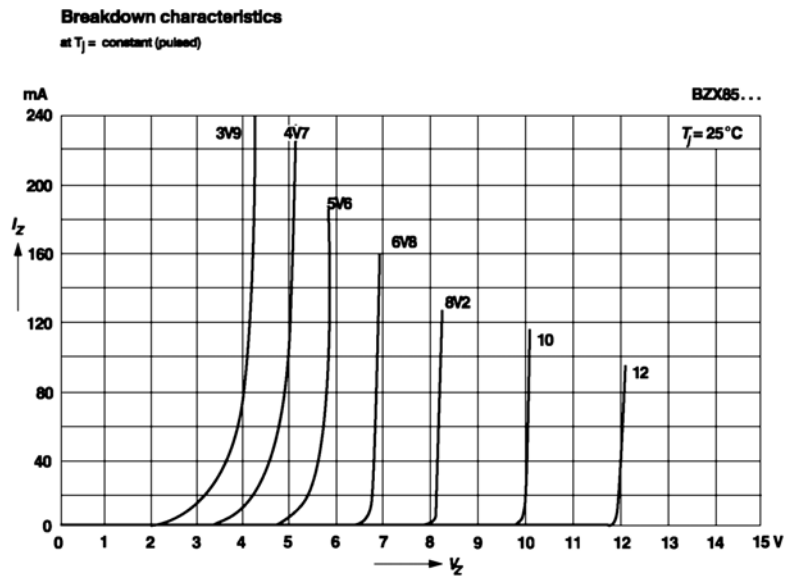
($T_A=25^{\circ}\text{C}$ unless otherwise noted)

Type number ±5% Tol.	Zener voltage range ⁽¹⁾ at I_z V_z (Volts)		Test current I_z (mA)
	Min.	Max.	
BZX85-C2V7	2.50	2.90	60
BZX85-C3V0	2.80	3.20	60
BZX85-C3V3	3.10	3.50	60
BZX85-C3V6	3.40	3.80	60
BZX85-C3V9	3.70	4.10	60
BZX85-C4V3	4.00	4.60	50
BZX85-C4V7	4.40	5.00	45
BZX85-C5V1	4.80	5.40	45
BZX85-C5V6	5.20	6.00	45
BZX85-C6V2	5.80	6.60	35
BZX85-C6V8	6.40	7.20	35
BZX85-C7V5	7.00	7.90	35
BZX85-C8V2	7.70	8.70	25
BZX85-C9V1	8.50	9.60	25
BZX85-C10	9.40	10.6	25
BZX85-C11	10.4	11.6	20
BZX85-C12	11.4	12.7	20
BZX85-C13	12.4	14.1	20
BZX85-C15	13.8	15.6	15
BZX85-C16	15.3	17.1	15
BZX85-C18	16.8	19.1	15
BZX85-C20	18.8	21.2	10
BZX85-C22	20.8	23.3	10
BZX85-C24	22.8	25.6	10
BZX85-C27	25.1	28.9	8.0
BZX85-C30	28.0	32.0	8.0
BZX85-C33	31.0	35.0	8.0
BZX85-C36	34.0	38.0	8.0
BZX85-C39	37.0	41.0	6.0
BZX85-C43	40.0	46.0	6.0
BZX85-C47	44.0	50.0	4.0
BZX85-C51	48.0	54.0	4.0
BZX85-C56	52.0	60.0	4.0
BZX85-C62	58.0	66.0	4.0
BZX85-C68	64.0	72.0	4.0
BZX85-C75	70.0	80.0	4.0
BZX85-C82	77.0	87.0	2.7
BZX85-C91	85.0	96.0	2.7
BZX85-C100	94.0	106	2.7
BZX85-C110	104	116	2.7
BZX85-C120	114	127	2.0
BZX85-C130	124	141	2.0
BZX85-C150	138	156	2.0
BZX85-C160	153	171	1.5
BZX85-C180	168	191	1.5
BZX85-C200	188	212	1.5

Notes: 1. Measured with pulses $t_p=5$ ms

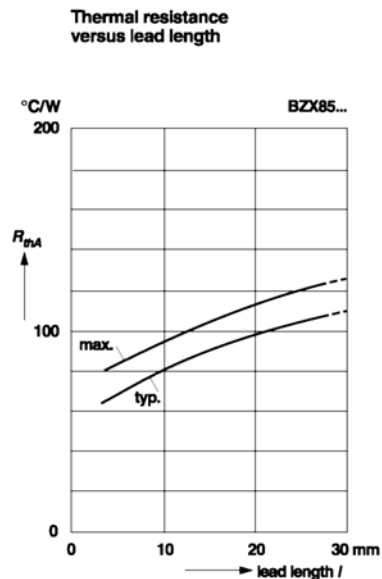
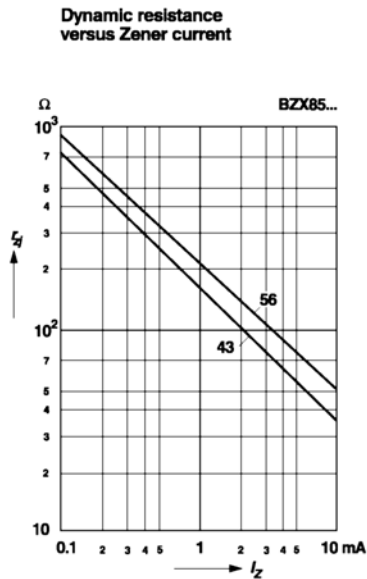
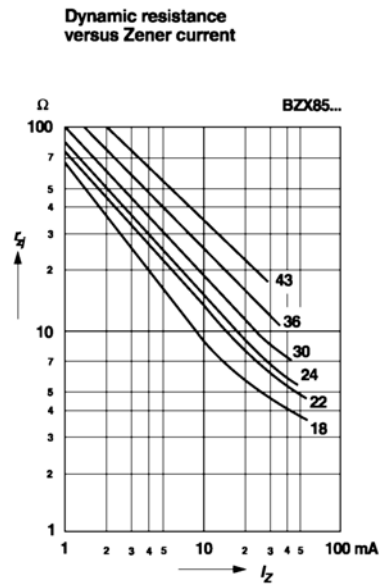
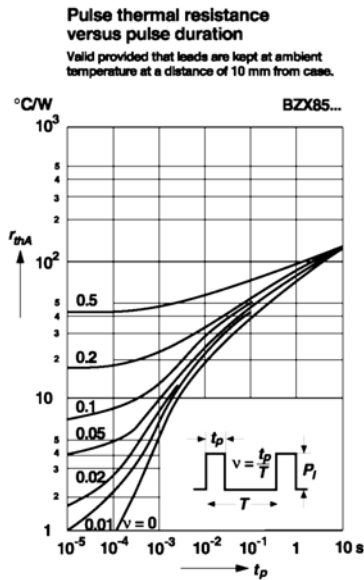
RATINGS AND CHARACTERISTIC CURVES

($T_A=25^{\circ}\text{C}$ unless otherwise noted)



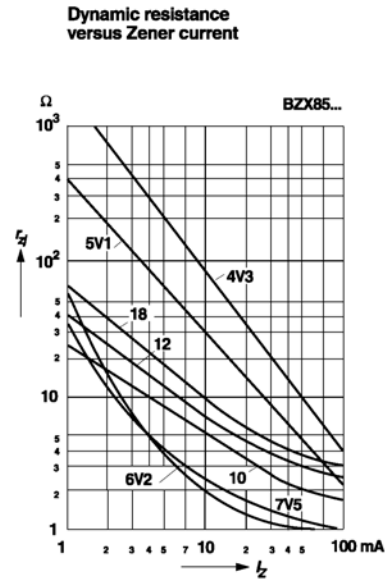
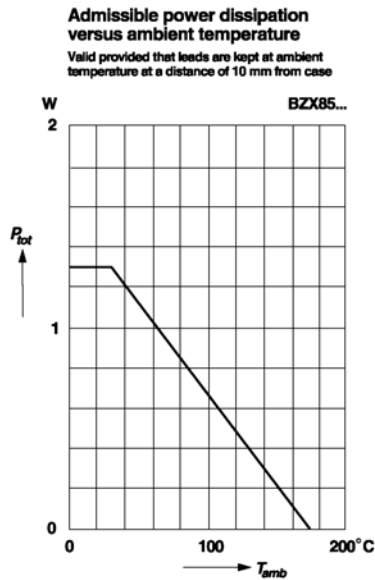
RATINGS AND CHARACTERISTIC CURVES

($T_A=25^{\circ}\text{C}$ unless otherwise noted)



RATINGS AND CHARACTERISTIC CURVES

($T_A=25^{\circ}\text{C}$ unless otherwise noted)



Information furnished by Silicon Standard Corporation is believed to be accurate and reliable. However, Silicon Standard Corporation makes no guarantee or warranty, expressed or implied, as to the reliability, accuracy, timeliness or completeness of such information and assumes no responsibility for its use, or for infringement of any patent or other intellectual property rights of third parties that may result from its use. Silicon Standard reserves the right to make changes as it deems necessary to any products described herein for any reason, including without limitation enhancement in reliability, functionality or design. No license is granted, whether expressly or by implication, in relation to the use of any products described herein or to the use of any information provided herein, under any patent or other intellectual property rights of Silicon Standard Corporation or any third parties.