SC5022C

SMD POWER INDUCTORS

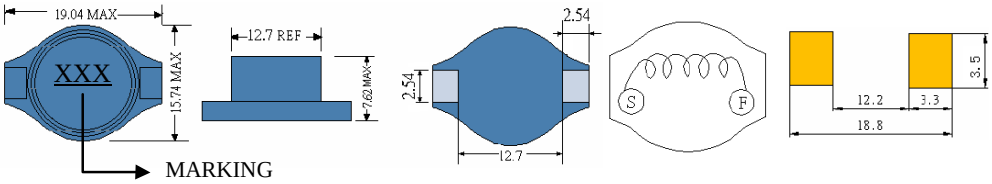

● Features
1. Magnetically shielded construction
2 Excellent Power Density
3 Engineered to Provide High Efficiency

ELECTRICAL CHARACTERISTICS

Part Number	Inductance (uH) (1)	Test Frequency	DC Resistance (Ω MAX) (2)	Saturation Current (3) (A)	Temperature Current (4) (A)
SC5022C-100	10	100KHZ	40m	8.00	5.00
SC5022C-150	15	100KHZ	48m	7.00	4.00
SC5022C-220	22	100KHZ	59m	6.00	3.80
SC5022C-330	33	100KHZ	75m	5.00	3.20
SC5022C-470	47	100KHZ	97m	4.00	2.80
SC5022C-680	68	100KHZ	138m	3.00	2.20
SC5022C-101	100	100KHZ	207m	2.40	1.80
SC5022C-151	150	100KHZ	293m	2.10	1.50
SC5022C-221	220	100KHZ	470m	1.90	1.20
SC5022C-331	330	100KHZ	780m	1.10	0.90
SC5022C-471	470	100KHZ	1.08	1.10	0.80
SC5022C-681	680	100KHZ	1.40	1.00	0.65
SC5022C-102	1000	100KHZ	2.01	0.80	0.54

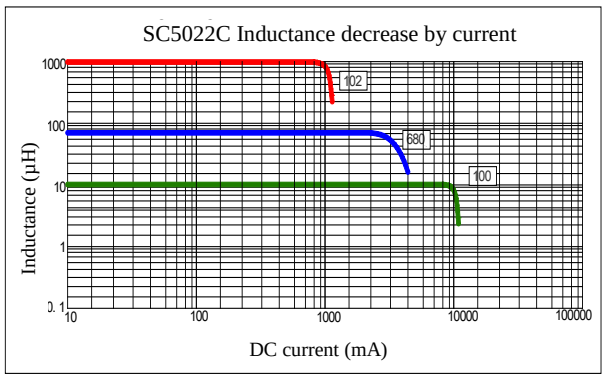

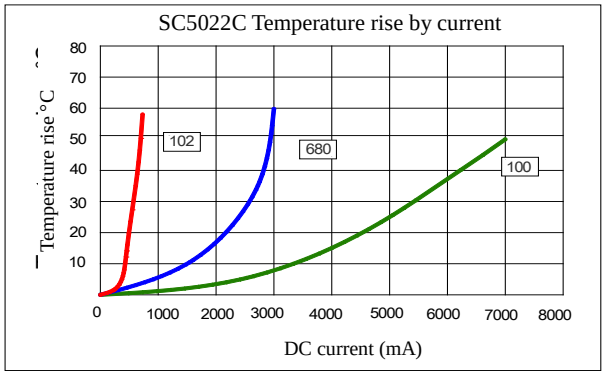

(1). Inductance tolerance±20% tested at 0.25V, 0ADC and 25℃.
(2). DCR measured at 25℃.
(3). The DC current at which the inductance decreases by 10% from its initial value.
(4). The DC current that results in a 40℃ temperature rise from 25℃ ambient.

Click here for QUANTITY PER REEL & PACKING INFORMATION

Custom versions available upon request.

©2011 Signal Transformer –Specification subject to change without notice. 07.11

Signal Transformer
www.signaltransformer.com
500 Bayview Avenue, Inwood, NY 11096
Toll Free 866-239-5777 • Tel 516-239-5777 • Fax 516-239-7208
Sales@signaltransformer.com • techhelp@signaltransformer.com

Downloaded from Elcodis.com electronic components distributor