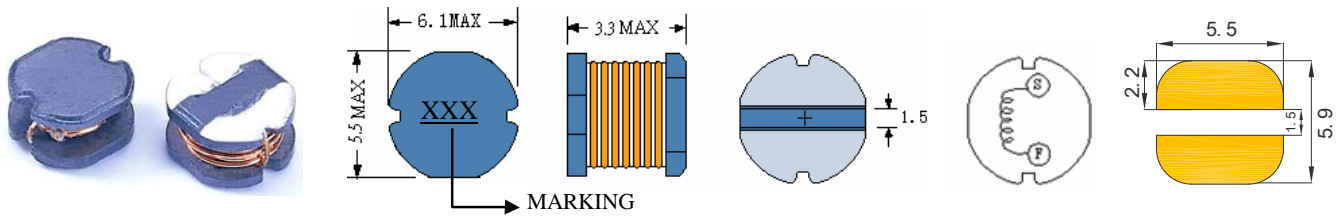


## SMD POWER INDUCTORS



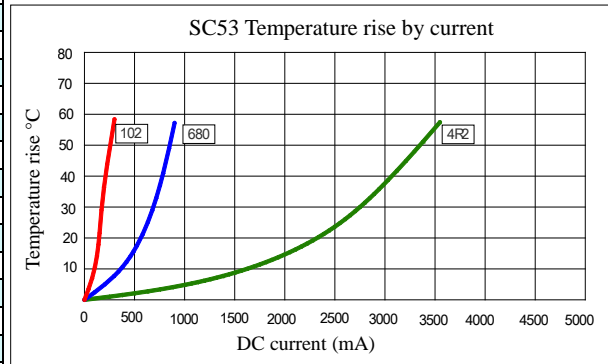
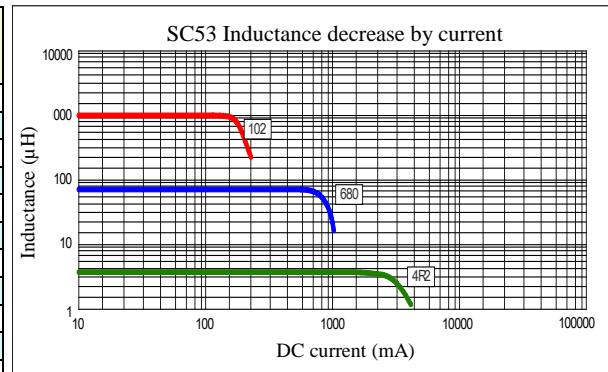
- Features

1. Open frame construction.



## ELECTRICAL CHARACTERISTICS

Part Number	Inductance (uH) (1)	Test Frequency	DC Resistance (Ω MAX) (2)	Saturation Current <sup>(3)</sup> (A)	Temperature Current <sup>(4)</sup> (A)
SC53-4R2	4.2	7.96MHZ	70m	1.85	2.60
SC53-6R2	6.2	7.96MHZ	85m	1.75	2.20
SC53-100	10	2.52MHZ	0.11	1.30	1.85
SC53-120	12	2.52MHZ	0.13	1.23	1.60
SC53-150	15	2.52MHZ	0.16	1.10	1.50
SC53-180	18	2.52MHZ	0.18	1.05	1.40
SC53-220	22	2.52MHZ	0.23	0.93	1.30
SC53-270	27	2.52MHZ	0.25	0.84	1.20
SC53-330	33	2.52MHZ	0.30	0.76	1.02
SC53-390	39	2.52MHZ	0.35	0.68	0.95
SC53-470	47	2.52MHZ	0.43	0.63	0.85
SC53-560	56	2.52MHZ	0.54	0.59	0.78
SC53-680	68	2.52MHZ	0.59	0.53	0.70
SC53-820	82	2.52MHZ	0.72	0.48	0.62
SC53-101	100	1KHZ	0.92	0.45	0.56
SC53-121	120	1KHZ	1.01	0.42	0.52
SC53-151	150	1KHZ	1.3	0.38	0.46
SC53-181	180	1KHZ	1.6	0.35	0.40
SC53-221	220	1KHZ	1.8	0.32	0.38
SC53-271	270	1KHZ	2.4	0.30	0.35
SC53-331	330	1KHZ	3.2	0.28	0.31
SC53-391	390	1KHZ	3.5	0.26	0.29
SC53-471	470	1KHZ	4.2	0.20	0.25
SC53-561	560	1KHZ	4.9	0.19	0.22
SC53-681	680	1KHZ	6.7	0.18	0.20
SC53-821	820	1KHZ	7.8	0.15	0.18
SC53-102	1000	1KHZ	8.8	0.13	0.17



- (1). Inductance tolerance  $\pm 20\%$  tested at 0.25V, 0ADC and 25°C.
- (2). DCR measured at 25°C.
- (3). The DC current at which the inductance decreases by 10% from its initial value.
- (4). The DC current that results in a 40°C temperature rise from 25°C ambient.

[Click here for QUANTITY PER REEL & PACKING INFORMATION](#)

Custom versions available upon request.