



SM2T series

Transient Voltage Suppressor: TRANSIL™

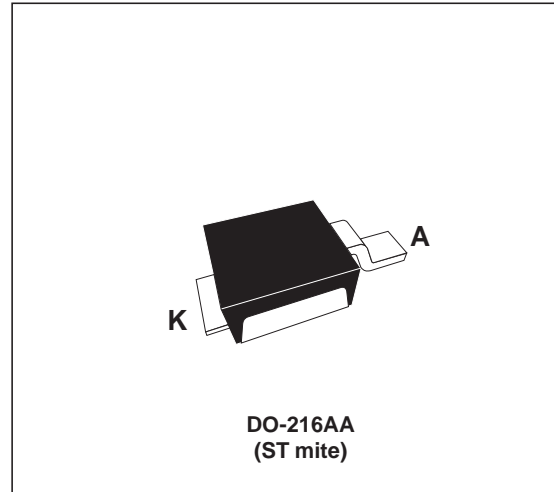
FEATURES AND BENEFITS

- High Peak pulse power:
200 W (10/1000 μ s)
1000 W (8/20 μ s)
- Stand-off voltage range 5 to 24V
- Unidirectional types
- Low clamping factor V_{CL}/V_{BR}
- Fast response time
- 1.0mm overall component height

DESCRIPTION

The SM2T series are Transil diodes designed specifically for portable equipment and miniaturized electronics devices subject to ESD transient overvoltages.

Fully compatible with pick and place equipment and inspectable soldering joints.



ABSOLUTE RATINGS (Tamb = 25°C)

Symbol	Parameter	Value	Unit
P _{PP}	Peak pulse power dissipation (see note 1)	T _j initial = Tamb 200	W
P	Power dissipation on infinitive heatsink	Tamb = 100°C 2.5	W
I _{FSM}	Non repetitive surge peak forward current	tp = 10 ms T _j initial = Tamb 25	A
T _{stg} T _j	Storage temperature range Maximum operating junction temperature	- 65 to + 175 150	°C
TL	Lead solder temperature (10 seconds duration)	260	°C

Note 1: 10/1000 μ s pulse waveform.

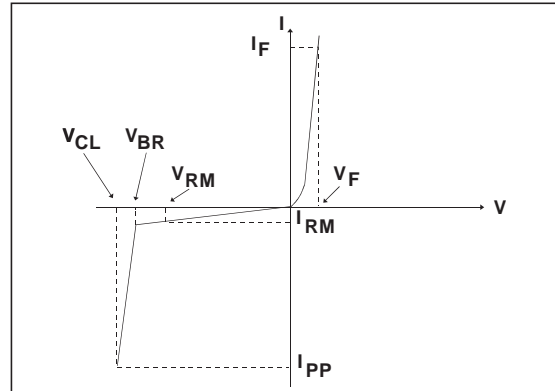
THERMAL RESISTANCES

Symbol	Parameter	Value	Unit
R _{th} (j-t)	Junction to tab	20	°C/W
R _{th} (j-a)	Junction to ambient on PCB with recommended pad layout	250	°C/W

SM2T series

ELECTRICAL CHARACTERISTICS (Tamb = 25°C)

Symbol	Parameter
V_{RM}	Stand-off voltage
V_{BR}	Breakdown voltage
V_{CL}	Clamping voltage
I_{RM}	Leakage current @ V_{RM}
I_{PP}	Peak pulse current
αT	Voltage temperature coefficient



Types	I_{RM} max @ V_{RM}		V_{BR} min @ I_R		V_{CL} max @ I_{PP} Note 1		αT max 10-4/°C	C typ at 0V
SM2T6V8A	50μA	5V	6.4V	10 mA	9.2V	19.6A	5.7	1600pF
SM2T14A	1μA	12V	13.3V	1 mA	19.9V	9.0A	8.3	650pF
SM2T18A	1μA	16V	17.1V	1 mA	26V	7A	8.8	500pF
SM2T27A	1μA	24V	25.7V	1 mA	38.9V	4.6A	9.6	350pF

Note 1: 10/1000μs pulse waveform.

Fig. 1: Peak pulse power versus exponential pulse duration.

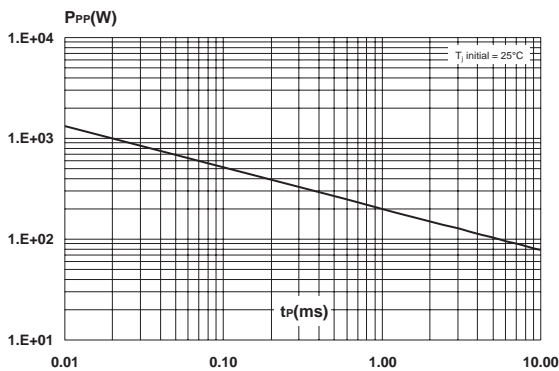


Fig. 2: Relative variation of peak pulse power versus initial junction temperature.

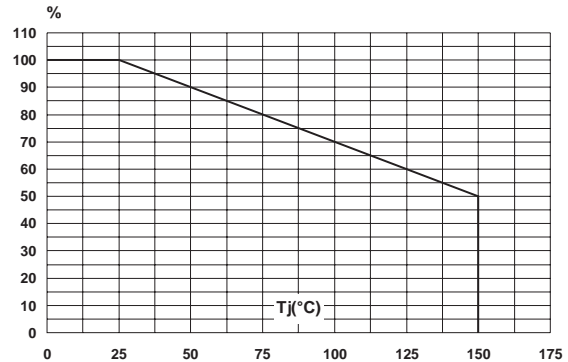


Fig. 3: Average power dissipation versus ambient temperature.

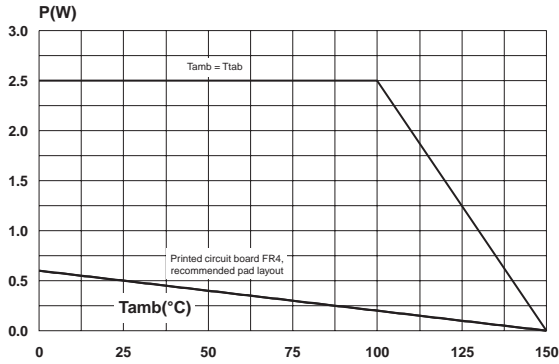


Fig. 4: Variation of thermal impedance junction to ambient versus pulse duration.

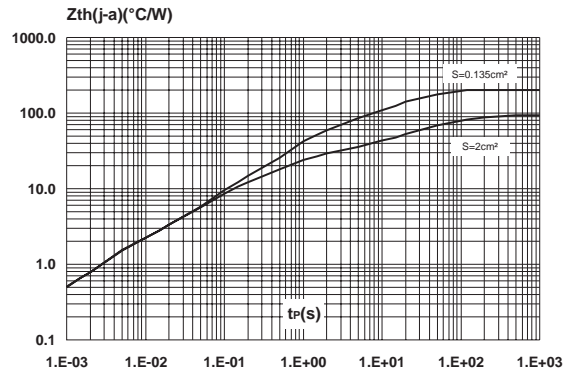


Fig. 5: Thermal resistance junction to ambient versus copper surface under tab.

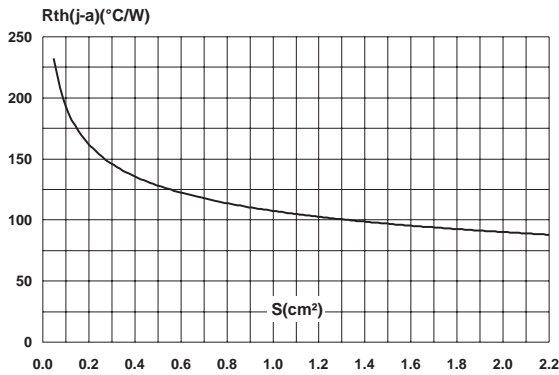


Fig. 6: Reverse leakage current versus junction temperature (typical values).

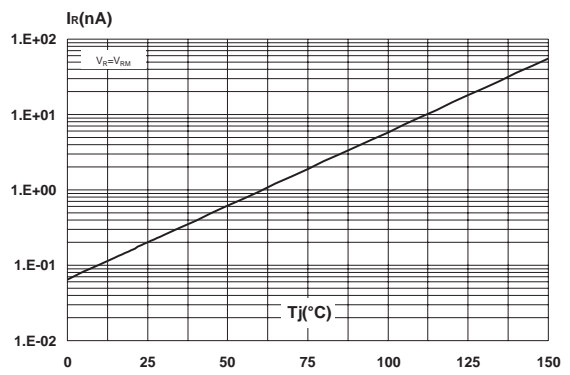


Fig. 7: Clamping voltage versus peak pulse current (maximum values).

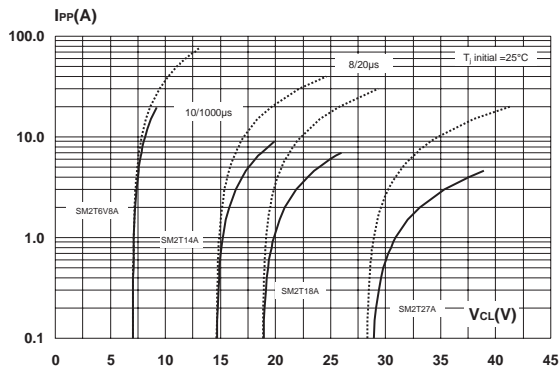
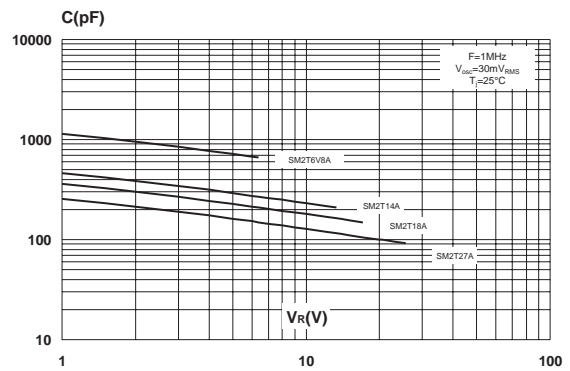
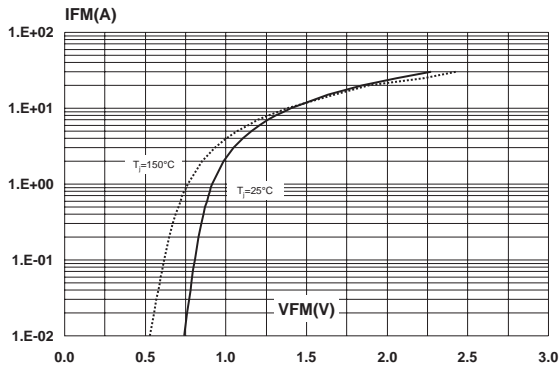


Fig. 8: Junction capacitance versus reverse voltage applied (typical values).

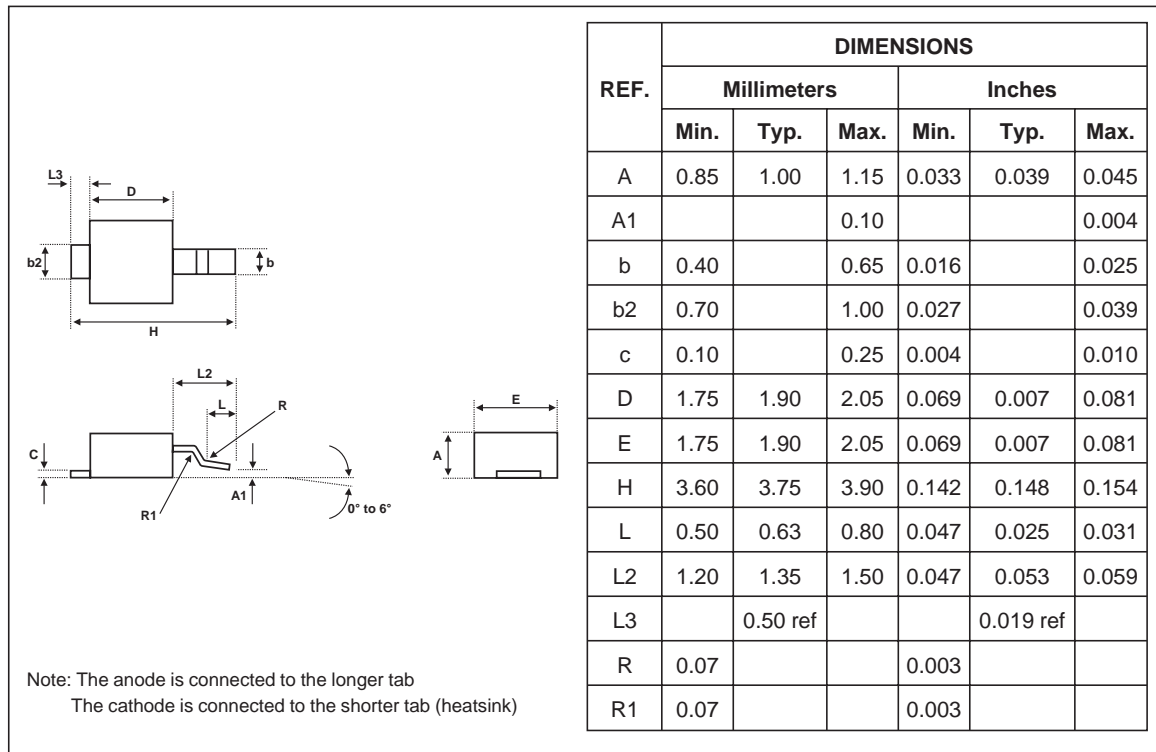


SM2T series

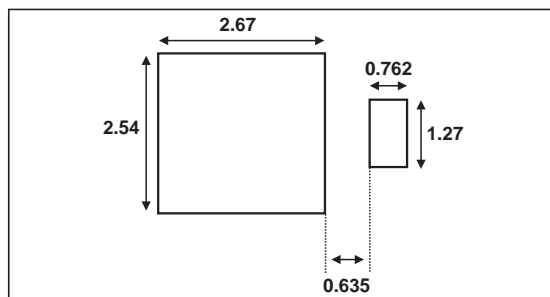
Fig. 9: Forward voltage drop versus forward current (typical values).



PACKAGE MECHANICAL DATA DO216-AA (ST mite)



RECOMMENDED LAYOUT



OTHER INFORMATION

Ordering type	Marking	Package	Weight	Base qty	Delivery mode
SM2T6V8A	MUA	ST mite	15.5 mg	12000	Tape & reel
SM2T14A	MUE	ST mite	15.5 mg	12000	Tape & reel
SM2T18A	MUG	ST mite	15.5 mg	12000	Tape & reel
SM2T27A	MUJ	ST mite	15.5 mg	12000	Tape & reel

Information furnished is believed to be accurate and reliable. However, STMicroelectronics assumes no responsibility for the consequences of use of such information nor for any infringement of patents or other rights of third parties which may result from its use. No license is granted by implication or otherwise under any patent or patent rights of STMicroelectronics. Specifications mentioned in this publication are subject to change without notice. This publication supersedes and replaces all information previously supplied. STMicroelectronics products are not authorized for use as critical components in life support devices or systems without express written approval of STMicroelectronics.

The ST logo is a registered trademark of STMicroelectronics

© 2002 STMicroelectronics - Printed in Italy - All rights reserved.

STMicroelectronics GROUP OF COMPANIES

Australia - Brazil - Canada - China - Finland - France - Germany

Hong Kong - India - Israel - Italy - Japan - Malaysia - Malta - Morocco - Singapore

Spain - Sweden - Switzerland - United Kingdom - United States.

<http://www.st.com>

