



SAW Components

Data Sheet M 9370 M





SAW Components

M 9370 M

IF Filter for Audio Applications

45,75 MHz

Data Sheet

Standard

- M/N

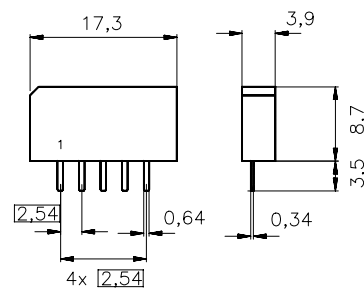
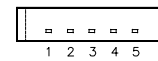
Plastic package **SIP5K**

Features

- TV IF audio filter with passband for sound carrier at 41,25 MHz

Terminals

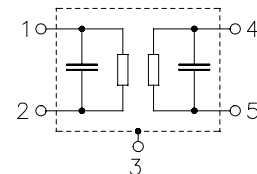
- Tinned CuFe alloy



Dimensions in mm, approx. weight 1,0 g

Pin configuration

- 1 Input
- 2 Input - ground
- 3 Chip carrier - ground
- 4 Output
- 5 Output



Type	Ordering code	Marking and package according to	Packing according to
M 9370 M	B39458-M9370-M100	C61157-A1-A15	F61074-V8067-Z000

Maximum ratings

Operable temperature range	T_A	-25/+65	°C	
Storage temperature range	T_{stg}	-40/+85	°C	
DC voltage	V_{DC}	5	V	between any terminals
AC voltage	V_{pp}	10	V	between any terminals



SAW Components

M 9370 M

IF Filter for Audio Applications

45,75 MHz

Data Sheet

Characteristics

Reference temperature: $T_A = 25 (45) \text{ }^\circ\text{C}$
 Terminating source impedance: $Z_S = 50 \text{ } \Omega$
 Terminating load impedance: $Z_L = 2 \text{ k } \Omega \parallel 3\text{pF}$

		min.	typ.	max.	
Insertion attenuation					
Reference level for the following data	41,31 (41,25) MHz α	6,3	7,8	9,3	dB
Relative attenuation α_{rel}					
Picture carrier	45,81 (45,75) MHz	44,0	57,0	—	dB
Color carrier	42,23 (42,17) MHz	25,0	33,0	—	dB
Adjacent picture carrier	39,81 (39,75) MHz	45,0	56,0	—	dB
Adjacent sound carrier	47,31 (47,25) MHz	44,0	54,0	—	dB
Lower sidelobe					dB
	35,06.....39,81 (35,00.....39,75) MHz	42,0	51,0	—	dB
Upper sidelobe					dB
	45,81.....55,06 (45,75.....55,00) MHz	40,0	45,0	—	dB
Group delay ripple (p-p)	$\Delta\tau$	—	50	—	ns
Impedance at 41,31 MHz					
	Input: $Z_{IN} = R_{IN} \parallel C_{IN}$	—	0,4 \parallel 14,7	—	k Ω \parallel pF
	Output: $Z_{OUT} = R_{OUT} \parallel C_{OUT}$	—	1,0 \parallel 3,6	—	k Ω \parallel pF
Temperature coefficient of frequency	TC_f	—	-72	—	ppm/K



SAW Components

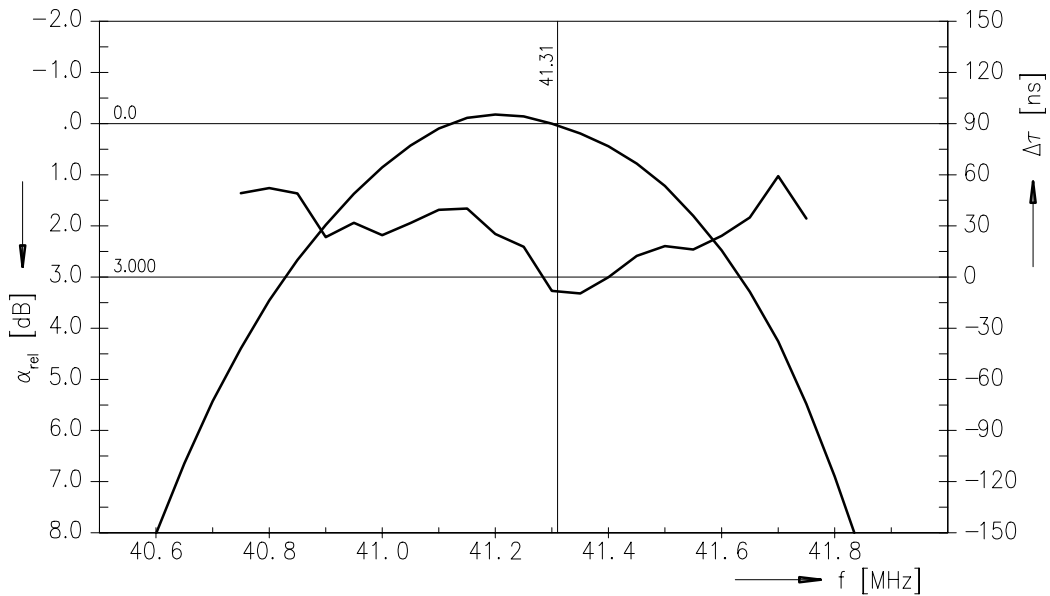
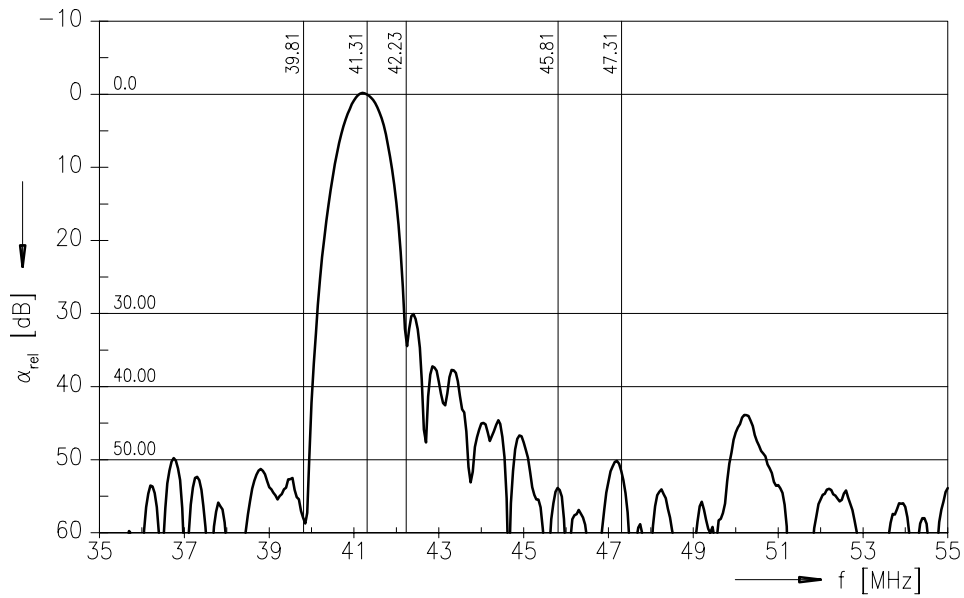
M 9370 M

IF Filter for Audio Applications

45,75 MHz

Data Sheet

Frequency response





SAW Components

M 9370 M

IF Filter for Audio Applications

45,75 MHz

Data Sheet

Published by EPCOS AG

Surface Acoustic Wave Components Division, SAW CE MM PD

P.O. Box 80 17 09, D-81617 München

© EPCOS AG 2001. All Rights Reserved.

As far as patents or other rights of third parties are concerned, liability is only assumed for components per se, not for applications, processes and circuits implemented within components or assemblies.

The information describes the type of component and shall not be considered as assured characteristics.

Terms of delivery and rights to change design reserved.

For questions on technology, prices and delivery please contact the sales offices of EPCOS AG or the international representatives.

Due to technical requirements components may contain dangerous substances. For information on the type in question please also contact one of our sales offices.