



Siemens Matsushita Components

SAW Components
Low Loss Filter for Mobile Communication

B4044
422,18 MHz

Data Sheet

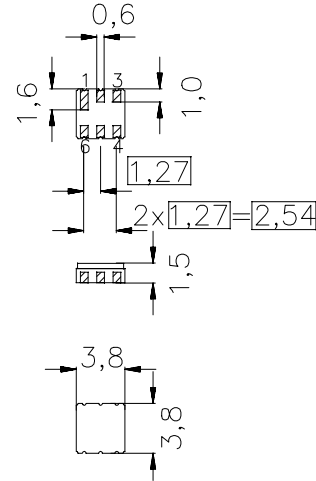
Features

- Low loss RF filter for Japan family radio system
- Low amplitude ripple
- High image frequency suppression
- Package for **Surface Mounted Technology (SMT)**
- No matching network required for operation at 50 Ω

Terminals

- Ni, gold-plated

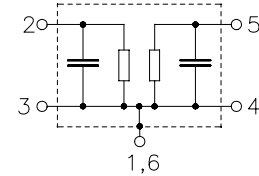
Ceramic package DCC6



Dimensions in mm, approx. weight 0,13 g

Pin configuration

- | | |
|------------|----------------|
| 2 | Input |
| 5 | Output |
| 1, 3, 4, 6 | To be grounded |



Type	Ordering code	Marking and Package according to	Packing according to
B4044	B39421-B4044-Z610	C61157-A7-A41	F61074-V8030-Z000

Electrostatic Sensitive Device (ESD)

Maximum ratings

Operable temperature range	T	-20 / +60	°C
Storage temperature range	T_{stg}	-40 / +85	°C
DC voltage	V_{DC}	0	V
Source power	P_s	10	dBm



Siemens Matsushita Components

SAW Components
Low Loss Filter for Mobile Communication

B4044
422,18 MHz

Data Sheet

Characteristics

Operating temperature range: $T = -20$ to $+60$ °C
 Terminating source impedance: $Z_S = 50$ Ω
 Terminating load impedance: $Z_L = 50$ Ω

		min.	typ.	max.	
Center frequency	f_c	—	422,18	—	MHz
Maximum insertion attenuation 421,95 ... 422,40 MHz	α_{max}	—	2,2	2,8	dB
Amplitude ripple (p-p) 421,95 ... 422,40 MHz	$\Delta\alpha$	—	0,3	1,0	dB
Attenuation 320,00 ... 378,00 MHz	α_{min}	50,0	60,0	—	dB
378,00 ... 379,00 MHz		55,0	70,0	—	dB
379,00 ... 412,00 MHz		12,0	20,0	—	dB
485,00 ... 520,00 MHz		50,0	60,0	—	dB
Impedance at 422,18 MHz Input: $Z_{IN} = R_{IN} \parallel C_{IN}$ Output: $Z_{OUT} = R_{OUT} \parallel C_{OUT}$		—	50 1,0	—	Ω pF
Temperature coefficient of frequency	TC_f	—	-70	—	ppm/K

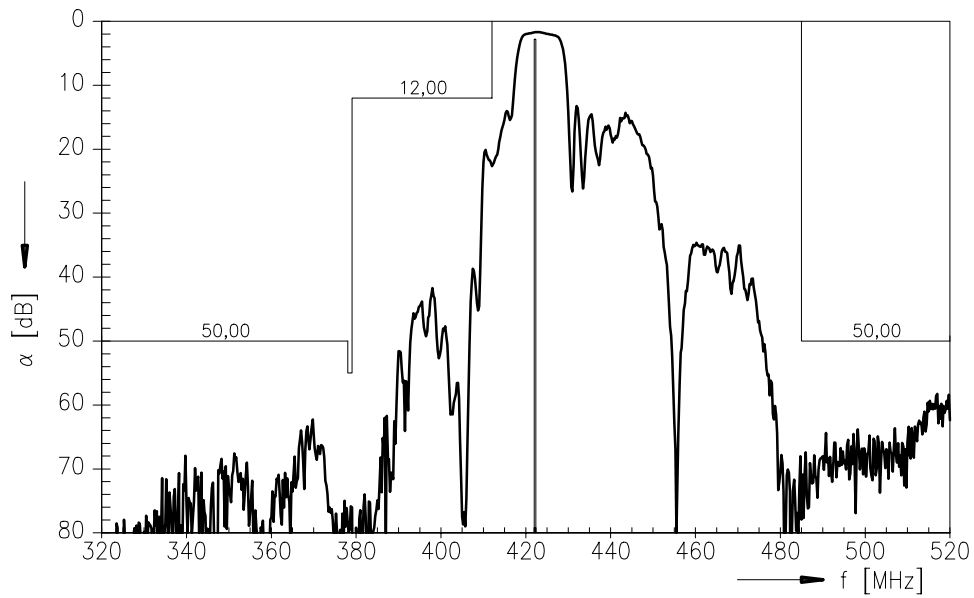


SAW Components
Low Loss Filter for Mobile Communication

B4044
422,18 MHz

Data Sheet

Transfer function



Transfer function (wideband)

