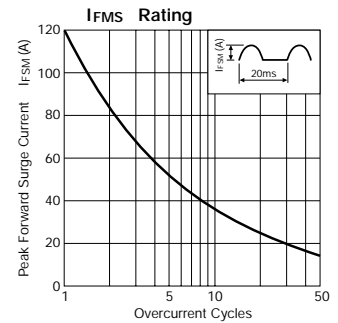
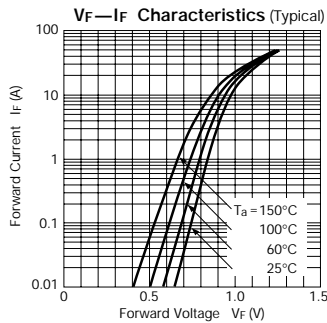
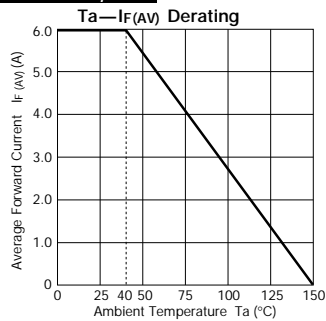


Bridge Diodes

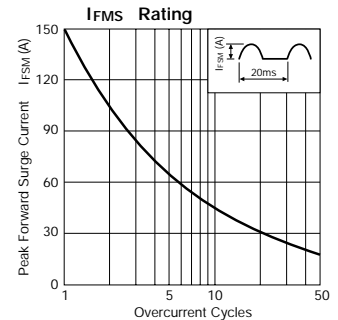
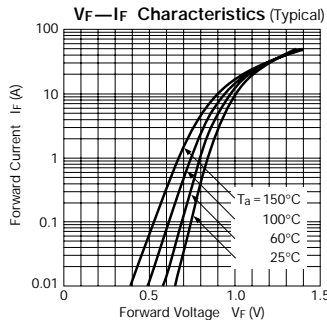
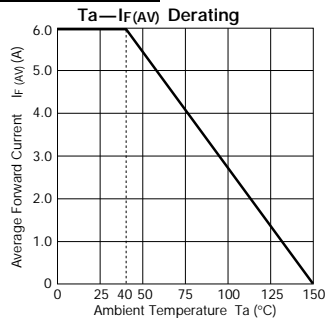
Type No.	Absolute Maximum Ratings					Electrical Characteristics (Ta=25°C)				Others	
	V _{RM} (V)	I _{F(AV)} (A) With Heatsink	I _{FSM} (A) 50Hz Half-cycle Sinewave Single Shot	T _J (°C)	T _{stg} (°C)	V _F (V) max per element	I _R (μA) V _R =V _{RM} max per element	I _{R(H)} (μA) V _R =V _{RM} , T _J =100°C max per element	R _{th(j-c)} (°C/W)	Mass (g)	Fig.
RBV-601	100	6.0	120	-40 to +150		1.00	3.0	100	3.0	6.45	Ⓐ
RBV-602	200										
RBV-604	400										
RBV-606	600										
RBV-608	800										
*RBV-606H	600										

*RBV-606H t_{rr} 5.0μs

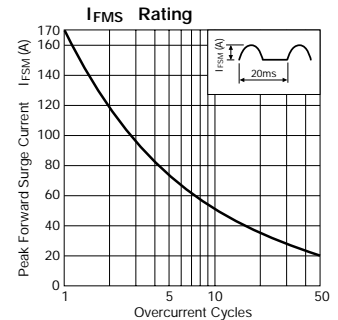
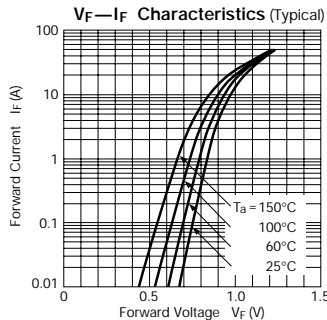
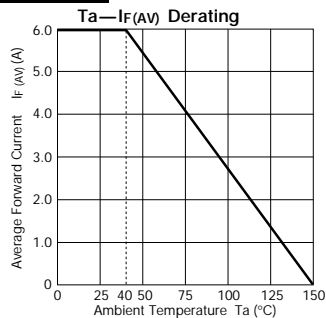
RBV-601, 602



RBV-604, 606



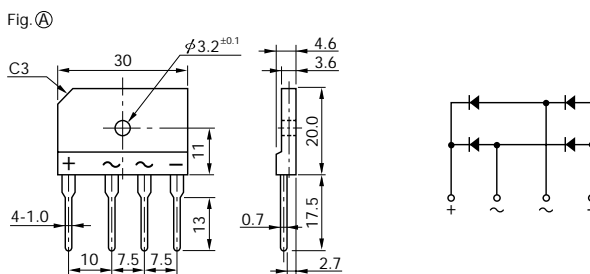
RBV-608



External Dimensions

(Unit: mm)

Flammability:
UL94V-0 or Equivalent



RBV-606H