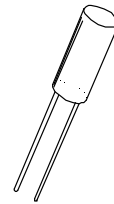




CY26 Crystal

● Cylindrical Crystals in kHz Range



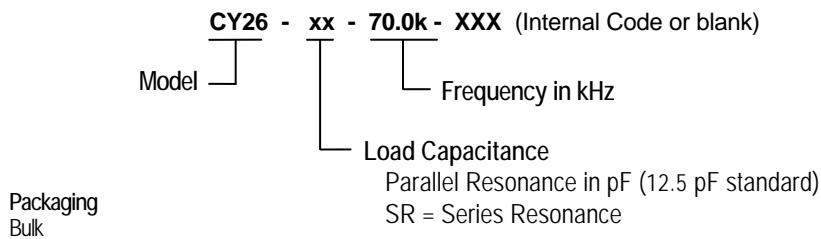
30 kHz – 150 kHz

Standard Specifications

Calibration Frequency Tolerance	± 30 PPM at 25°C
Operating Temperature Range (OTR)	-10 to +60°C
Frequency Stability over OTR	Calculate as: Frequency shift from 25°C to T°C in PPM = $-0.038 \times (T - 25)^2 \pm 10\%$
Load Capacitance	12.5 pF std, customer may specify others
Equivalent Series Resistance (ESR)	50 kW maximum
Drive Level	1mW
Aging at 25°C for the 1st year	± 5 PPM
Shunt Capacitance	1.7 pF maximum
Motional Capacitance	1 to 4 fF

Part Numbering Guide

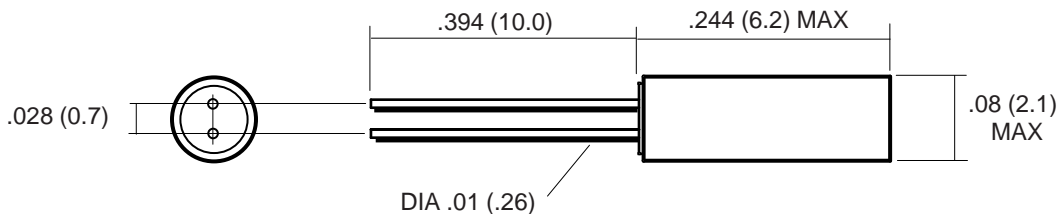
Portions of the part number that appear after the frequency may not be marked on part (C of C provided)



Consult factory for available frequencies and specs.
Not all options available for all frequencies. A special part number may be assigned.

Mechanical: inches (mm) not to scale

Due to part size and factory abilities, part marking may vary from lot to lot and may contain our part number or an internal code.



July 2002