




Surface Mount Attenuator 8 Watts



General Specifications

Resistive Element	Thick film
Substrate	Aluminum Nitride ceramic
Terminals:	Matte Tin over Nickel Barrier

Electrical Specifications

Attenuation Range:	1,2,3,4,5,6,9 and 10 dB
Frequency Range;	DC – 2.0 GHz
Power:	8 Watts
VSWR	1.25:1 to 2.0 GHz

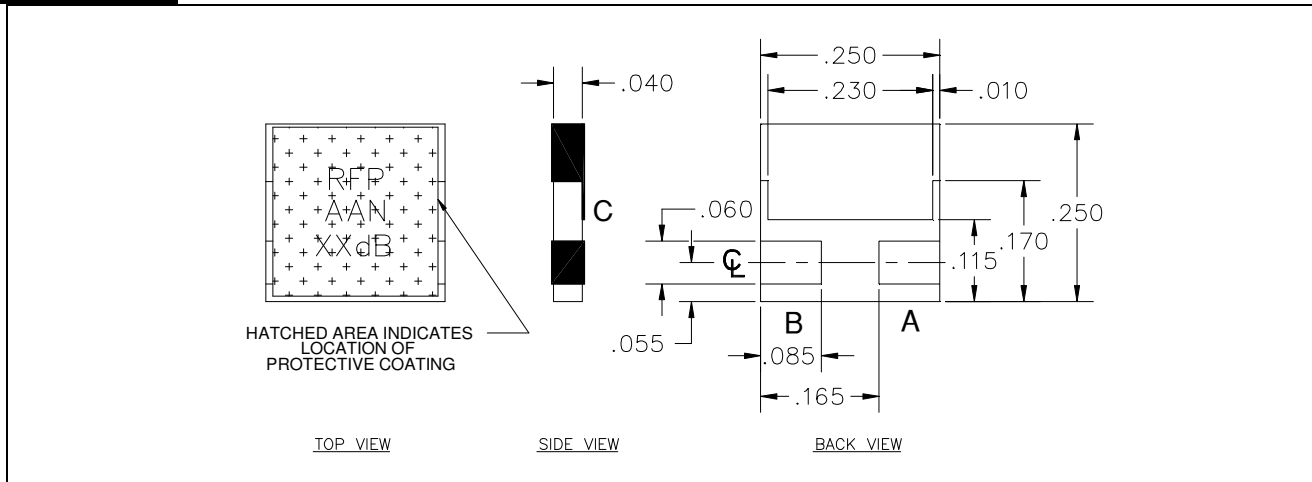
Note: Tolerance is $\pm 0.010"$, unless otherwise specified. Designed to meet or exceed applicable portions of MIL-E-5400. Operating temperature is -55°C to 150°C (see chart for derating temperatures). All dimensions in inches.

Specifications subject to change with out notice.


Features:

- DC – 2.0 GHz
- 8 Watts
- AlN Ceramic
- Non-Nichrome Resistive Element
- Low VSWR
- 100% Tested

Outline Drawing



250250N4AAXX (097) Rev C

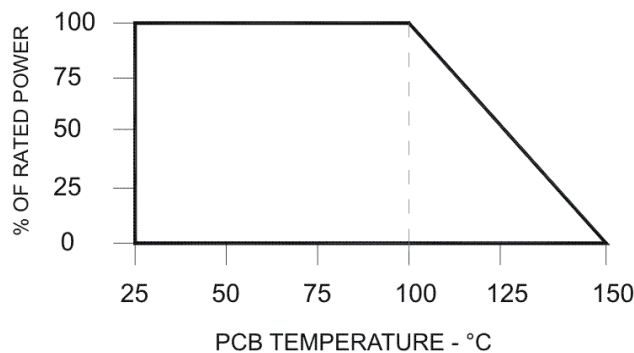




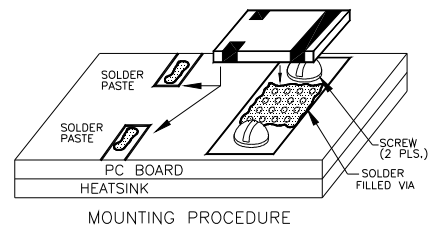
Typical Performance:

RESISTOR VALUE CHART					
ATTENUATION	VALUE (A-B)	VALUE (A-C)	VALUE (B-C)	TOL.	RFP STOCKING P/N
1dB ±0.2	5.8 Ω	435.9 Ω	435.9 Ω	±4%	RFP-250250N4AA1
2dB ±0.3	11.4 Ω	220.7 Ω	220.7 Ω	±4%	RFP-250250N4AA2
3dB ±0.3	17.0 Ω	150.5 Ω	150.5 Ω	±4%	RFP-250250N4AA3
4dB ±0.3	22.6 Ω	116.3 Ω	116.3 Ω	±4%	RFP-250250N4AA4
5dB ±0.3	28.0 Ω	96.0 Ω	96.0 Ω	±4%	RFP-250250N4AA5
6dB ±0.4	33.2 Ω	83.6 Ω	83.6 Ω	±4%	RFP-250250N4AA6
9dB ±0.6	47.6 Ω	64.4 Ω	64.4 Ω	±4%	RFP-250250N4AA9
10dB ±0.7	52.0 Ω	61.0 Ω	61.0 Ω	±4%	RFP-250250N4AA10

Power De-rating:



Mounting Footprint and Procedure:



SUGGESTED MOUNTING PROCEDURES:


1. MAKE SURE THAT THE DEVICES ARE MOUNTED ON FLAT SURFACES (.001" UNDER THE DEVICE) TO OPTIMIZE THE HEAT TRANSFER.
2. DRILL & TAP THE HEATSINK FOR THE APPROPRIATE THREAD SIZE TO BE USED.
3. COAT HEATSINK WITH A MINIMUM AMOUNT OF HIGH QUALITY SILICONE GREASE (.001" MAX. THICKNESS).
4. POSITION DEVICE ON MOUNTING SURFACE & SECURE USING SOCKET HEAD SCREWS, FLAT & SPLIT WASHER. TORQUE SCREWS TO THE APPROPRIATE VALUE. MAKE SURE THAT THE DEVICE IS FLAT AGAINST THE HEATSINK. (CARE SHOULD BE TAKEN TO AVOID UPWARD PRESSURE OF THE LEADS TOWARDS THE LID).
5. SOLDER LEADS IN PLACE USING APPROPRIATE SOLDER WITH A CONTROLLED TEMPERATURE IRON.

** FOR MORE DETAILS CONTACT FACTORY **

250250N4AAXX (097) Rev C

USA/Canada: (315) 432-8909
 Toll Free: (800) 544-2414
 Europe: +44 2392-232392

Available on Tape and Reel For Pick and Place Manufacturing.



Anaren
 What'll we think of next?™