

# Anaren


## RF Power

# Model RFP-375375N6Z50-2

## Aluminum Nitride Terminations

30 Watts, 50 Ω

Aluminum Nitride SMD Terminations



### Features

- DC – 2.0 GHz
- 30 Watts
- Aluminum Nitride (AlN) Ceramic
- Surface Mountable
- Non-Nichrome Resistive Element
- Low VSWR
- 100% Tested

### General Specifications

<b>Resistive Element:</b>	Thick film
<b>Substrate:</b>	Aluminum nitride ceramic
<b>Terminals:</b>	Tin/Lead, 90/10 over nickel

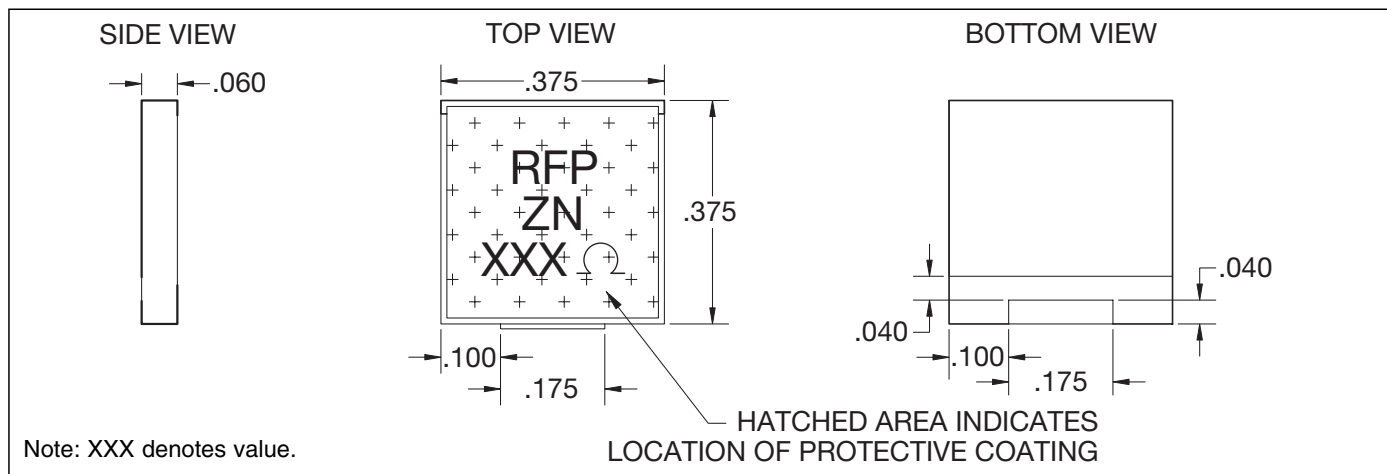
### Electrical Specifications

<b>Resistance Value:</b>	50 ohms, ±2%
<b>Frequency Range:</b>	DC - 2.0 GHz
<b>Power:</b>	30 Watts
<b>V.S.W.R.:</b>	1.25:1

**Notes:** Tolerance is ±.010, unless otherwise specified. Operating temperature is -55°C to +125°C (see chart). Designed to meet or exceed applicable portions of MIL-E-5400. All dimensions are in inches.

**Specifications subject to change without notice.**

### Outline Drawing



VER. 12/5/01



Available on Tape and Reel for Pick and Place Manufacturing.

**Sales Desk USA:** Voice: (800) 544-2414 Fax: (315) 432-9121  
**Sales Desk Europe:** Voice: (+44) 23 92 232392 Fax: (+44) 23 92 251369

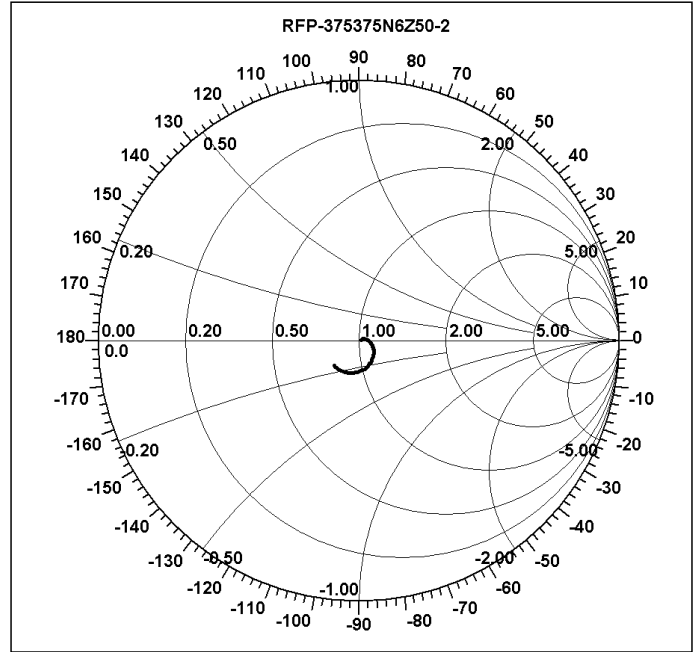
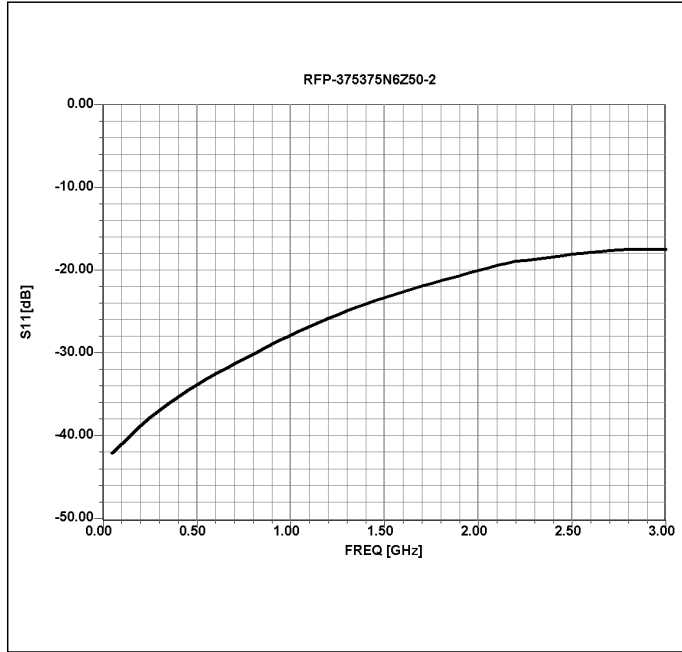
**Anaren**  
What'll we think of next?™

# Model RFP-375375N6Z50-2

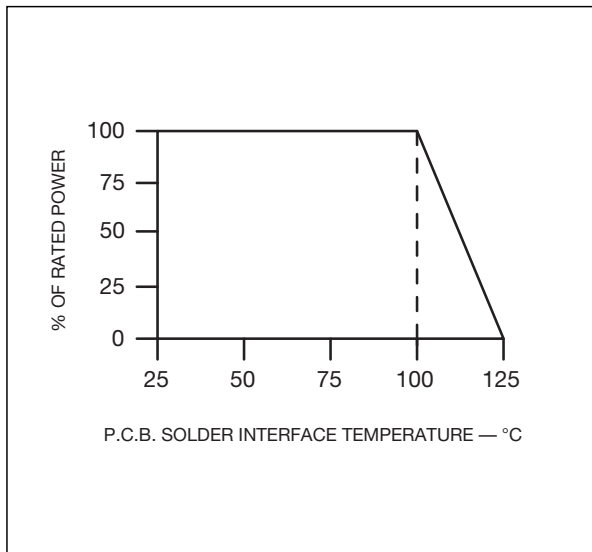


## RF Power

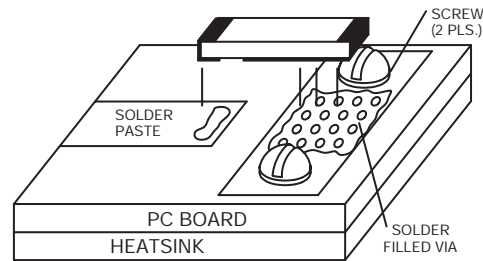
### Typical Performance



### Power Derating



### Suggested Mounting Procedures



1. Solder part in place using 60/40 type solder with controlled temperature iron (700°F).
2. Drill thermal via through PCB and fill with solder, such as 60/40 type.
3. To ensure good thermal connectivity to heat sink, drill and tap heatsink and mount PCB board to heat sink using screws.

Available on Tape and Reel for Pick and Place Manufacturing.

