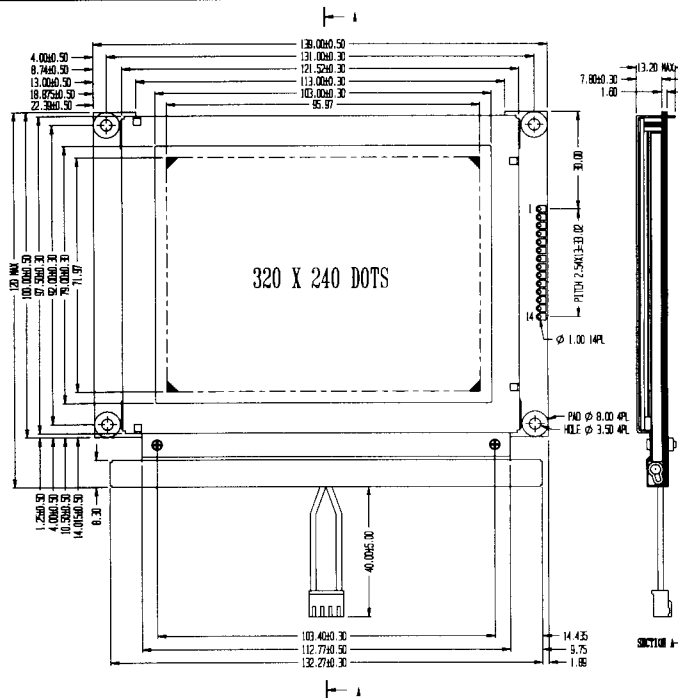
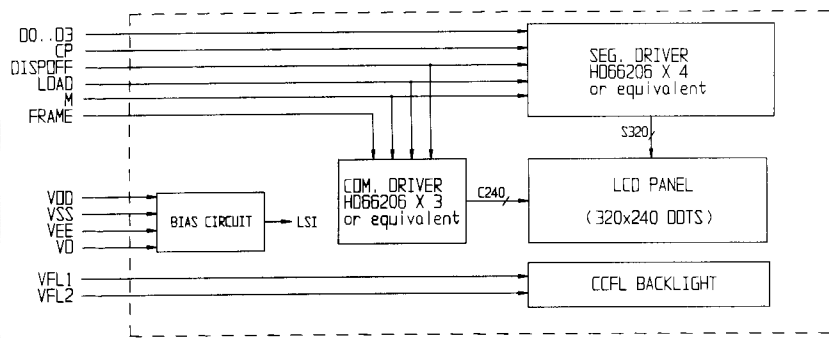


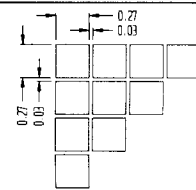
OUTLINE DIMENSION



BLOCK DIAGRAM



DISPLAY PATTERN



MECHANICAL SPECIFICATION

Item	Dimensions (W) X (H)	Unit
Overall Size	139 X 120	MM
View Area	103 X 79.0	MM
Dot Size	0.27 X 0.27	MM
Dot Pitch	0.30 X 0.30	MM

PIN ASSIGNMENT

CN1		
1	Frame	Frame signal
2	LOAD	Data latch signal
3	CP	Clock signal for shifting serial data
4	M	Alternator for LCD drive
5	VO	Variable voltage for LCD
6	VDD	Supply voltage for logic
7	VSS	Ground
8	VEE	Supply voltage for LCD
9-12	DO-D3	Data bit 0-3
13	DISPOFF	Display on/off
14	NC	No connection
CN2		
1	VFL1	Supply voltage for CCFL
2	NC	No connection
3	NC	No connection
4	VFL2	Supply voltage for CCFL

ABSOLUTE MAXIMUM RATING

Item	Symbol	Condition	Min.	Max.	Unit
Supply for logic voltage	V _{DD}	25°C	-0.3	7.0	V
LCD driving supply voltage	V _{DD} -V _O	25°C	-0.3	30	V
Input voltage	V _I	25°C	-0.3	V _{DD} +0.3	V

ELECTRICAL CHARACTERISTICS

Item	Symbol	Condition	Min.	Typical	Max.	Unit
Supply voltage for logic	V _{DD}	---	4.5	5.0	5.5	V
Supply current for logic	I _{DD}	---	---	10	16	mA
Operation voltage for LCD	V _{DD} - V _O	0°C	22.7	23.9	25.1	V
		25°C	21.8	23.0	24.2	V
		50°C	20.8	22.0	23.2	V
Input voltage "H" level	V _{IH}	---	0.7V _{DD}	---	V _{DD}	V
Input voltage "L" level	V _{IL}	---	0	---	0.3V _{DD}	V
Supply voltage for CCFL	V _F	---	---	220	---	V _{rms}
Supply current for CCFL	I _F	V _F =220 V _{rms}	---	5m	---	Arms

REMARKS:

- LCD options: STN, FSTN.
- Back light Options: EL Back light feature, other Specs not available on catalog is under request.