www.DataSheet4U.com

ISO 9001:2000 FM86067

BONA Display Specialist

Standard LCD module MG24064-01

OUTLINE DIMENSION

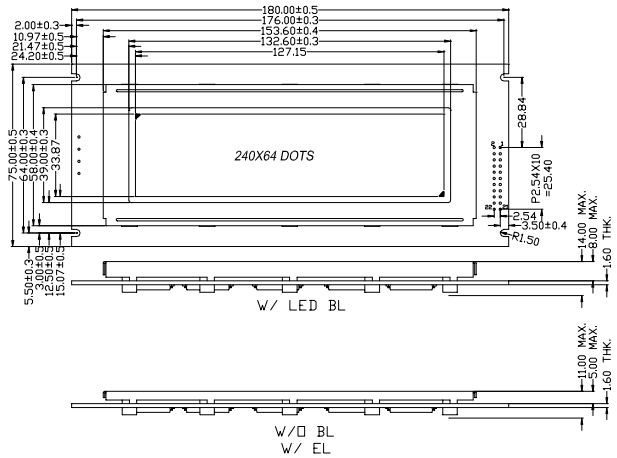

Tolerance: ± 0.20mm, unless otherwise specified.

BLOCK DIAGRAM

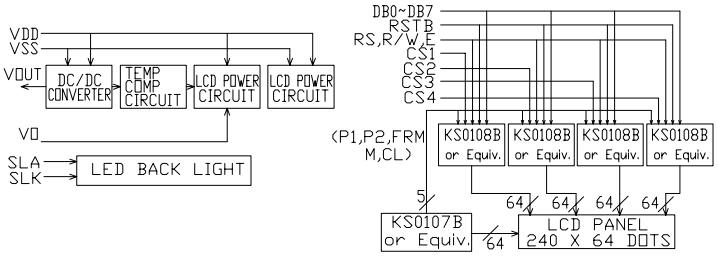

DISPLAY PATTERN

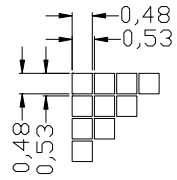

MECHANICAL SPECIFICATION

Item	Dimensions(W)X(H)	Unit
Overall Size	180.0×75.0	MM
View Area	132.6×39.0	MM
Dot Size	0.48×0.48	MM
Dot Pitch	0.53×0.53	MM

PIN ASSIGNMENT

Pin no	Symbol	Function
1	V_{SS}	Ground
2	V_{DD}	Power Supply(+)
3	VO	Contrast Adjust
4	RS	Data signal/Instruction signal
5	R/W	Read / Write
6	E	Clock
7	RST	Reset signal
8~15	DB0~DB7	Data bus line
16~19	CS2~CS4	Chip select signal for IC
20	V_{OUT}	Voltage booster output
21	SLA	Back light anode
22	SLK	Back light cathode

ABSOLUTE MAXIMUM RATING

Item	Symbol	Condition	Min	Max	Unit
Supply for logic voltage	V_{DD}	25℃	-0.3	7.0	V
LCD driving supply voltage	V_{DD}-Vo	25℃	-0.3	V_{DD}+0.3	V
Input voltage	VI	25℃	-0.3	V_{DD}+0.3	V

ELECTRICAL CHARACTERISTICS

Item	Symbol	Condition	Min	Typical	Max	Unit
Supply voltage for logic	V_{DD}	---	4.5	5.0	5.5	V
Supply current for logic	I_{DD}	---	---	5.26	10	mA
Operation voltage for LCD	V_{DD}-Vo	0℃	12.2	12.9	13.6	V
		25℃	11.9	12.6	13.3	V
		50℃	11.5	12.2	12.9	V
Input voltage " H " level	V_{IH}	---	0.7V_{DD}	---	V_{DD}	V
Input voltage " L " level	V_{IL}	---	0	---	0.3V_{DD}	V
Supply voltage for back light	VF	---	---	2.1	2.6	V
Supply current for back light	IF	VF=2.1V	---	440	880	mA

REMARKS:

1. LCD options: STN, FSTN.
2. Back light Options: LED\EL Back light feature.

Graphic Type

Downloaded from Elcodis.com electronic components distributor