

Surface Mount High Pass Filter

SCHF-25

50Ω 27.5 to 200 MHz



CASE STYLE: YY161
PRICE: \$14.95 ea. QTY. (1-9)

Maximum Ratings

Operating Temperature	-40°C to 85°C
Storage Temperature	-55°C to 100°C

Pin Connections

RF IN	1
OUTPUT	8
GROUND	2,3,4,5,6,7

Features

- low pass band insertion loss
- custom models available

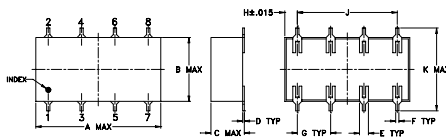
Applications

- VHF
- lab use
- transmitters/receivers

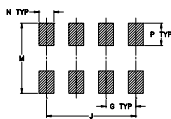
High Pass Filter Electrical Specifications

STOP BAND (MHz)	f _{co} , MHz Nom.	PASSBAND (MHz)	VSWR (:1)		POWER INPUT (W)
			Stopband	Passband	
(loss > 40 dB)	(loss > 20 dB)	Typ.	Typ.	Typ.	0.5
DC-13	13-19	25	27.5-200	18 1.3	

Outline Drawing



PCB Land Pattern



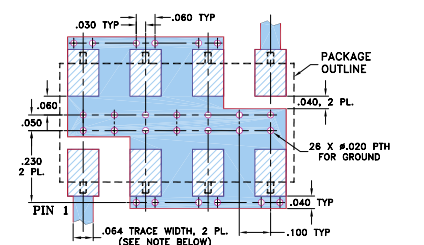
Suggested Layout,
Tolerance to be within ±.002

Outline Dimensions (inch/mm)

A	B	C	D	E	F	G
0.75	0.38	0.28	0.01	0.05	0.02	0.2
19.05	9.65	7.11	0.25	1.27	0.51	5.08

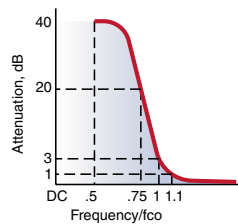
H	J	K	M	N	P	wt
0.075	0.6	0.45	0.47	0.1	0.15	grams
1.91	15.24	11.43	11.94	2.54	3.81	1.60

Demo Board MCL P/N: TB-187+ Suggested PCB Layout (PL-049)

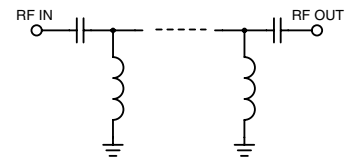


- NOTES: 1. TRACE WIDTH IS SHOWN FOR ROGERS RO4350B WITH DIELECTRIC THICKNESS .030" ± .002"; COPPER: 1/2 OZ. EACH SIDE. FOR OTHER MATERIALS TRACE WIDTH MAY NEED TO BE MODIFIED.
2. BOTTOM SIDE OF THE PCB IS CONTINUOUS GROUND PLANE.
- DENOTES PCB COPPER LAYOUT WITH SMOBC (SOLDER MASK OVER BARE COPPER)
 - DENOTES COPPER LAND PATTERN FREE OF SOLDER MASK

typical frequency response

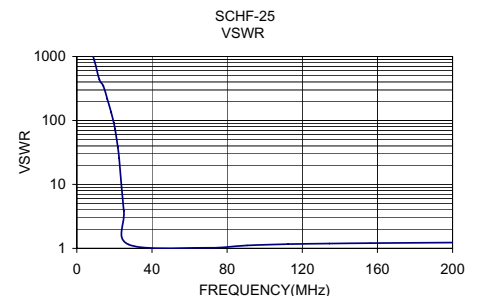
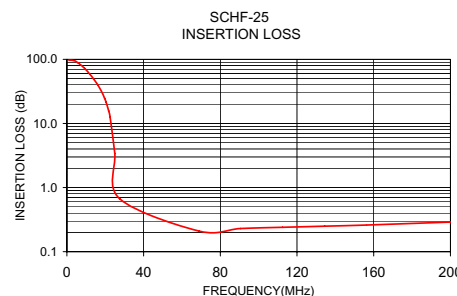


electrical schematic



Typical Performance Data

Frequency (MHz)	Insertion Loss (dB)	VSWR (:1)
1.00	97.10	0.00
6.00	87.20	0.00
7.90	79.30	0.00
9.30	72.10	0.00
12.00	58.60	4.00
13.00	53.80	4.00
15.10	44.30	7.00
16.20	39.50	8.00
18.30	30.50	0.10
19.00	27.60	0.20
20.40	21.60	0.20
21.80	15.70	0.50
22.50	12.70	0.70
25.00	3.40	4.60
68.80	0.20	39.60
90.60	0.20	25.50
112.50	0.20	22.40
156.30	0.30	20.60
178.10	0.30	20.10
200.00	0.30	19.70



Mini-Circuits
ISO 9001 ISO 14001 CERTIFIED

ALL NEW
minicircuits.com

P.O. Box 350166, Brooklyn, New York 11235-0003 (718) 934-4500 Fax (718) 332-4661 For detailed performance specs & shopping online see Mini-Circuits web site



The Design Engineers Search Engine Provides ACTUAL Data Instantly From MINI-CIRCUITS At: www.minicircuits.com

RF/IF MICROWAVE COMPONENTS

REV. OR
SCHF-25
EDR-3754/1
RAV
070522