

4-WAY POWER DIVIDER


SURFACE MOUNT MODEL SPD-5-1000

WIDE BANDWIDTH

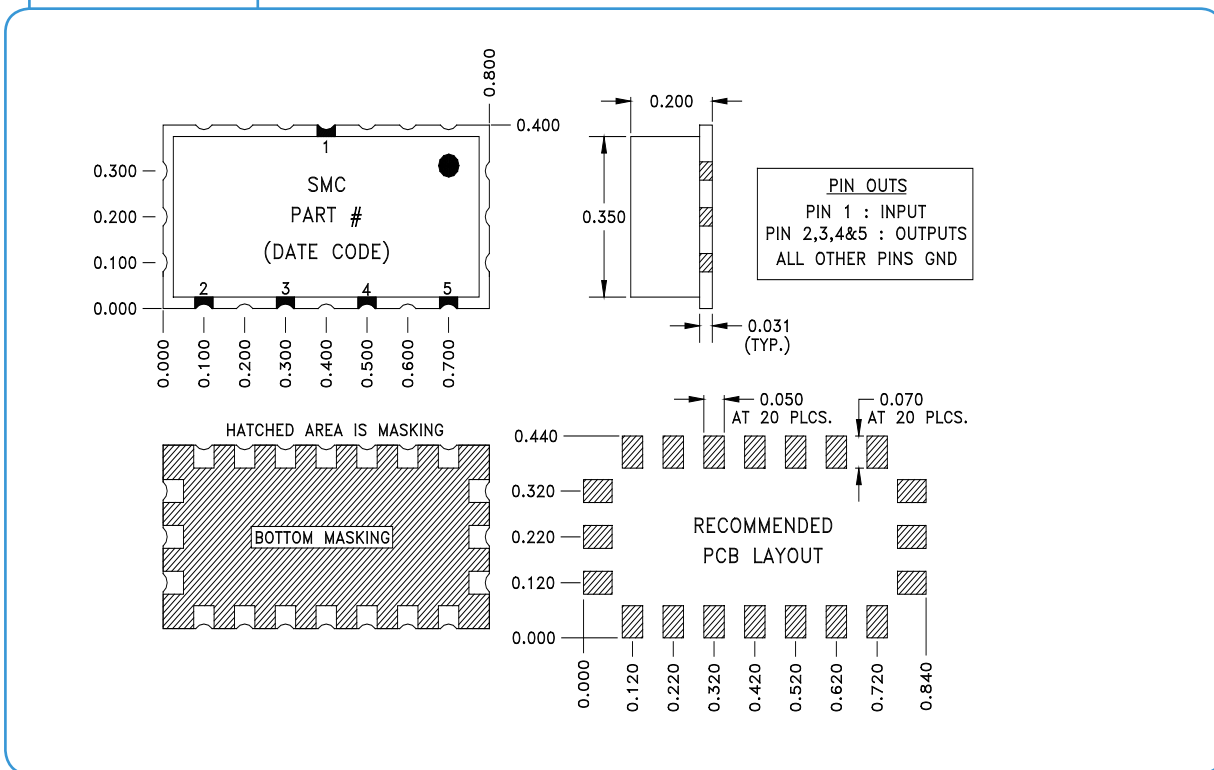
5 - 1000 MHz

SPECIFICATIONS: (Rev. A 07/12/06)

Operating Frequency:	5 - 1000 MHz	Phase Unbalance:	5.0° (Max)
Insertion Loss: (dB)	(Typ) / (Max)	Amplitude Unbalance:	0.5 dB (Max)
5-50 MHz	0.7 / 1.0	Impedance:	50 ohms
50-500 MHz	0.65 / 1.0	VSWR:	
500-1000 MHz	0.7 / 1.0	Input:	1.3:1 (Max)
Isolation: (dB)	(Typ) / (Min)	Output:	1.3:1 (Max)
5-50 MHz	27 / 20	Input Power:	1 Watt (Max)
50-500 MHz	23 / 20	Operating Temp. Range:	-40°C to +85°C
500-1000 MHz	23 / 20		



MECHANICAL OUTLINE:219



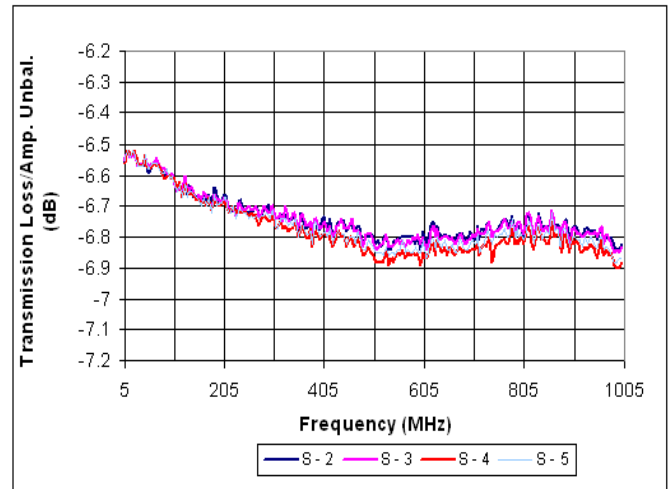
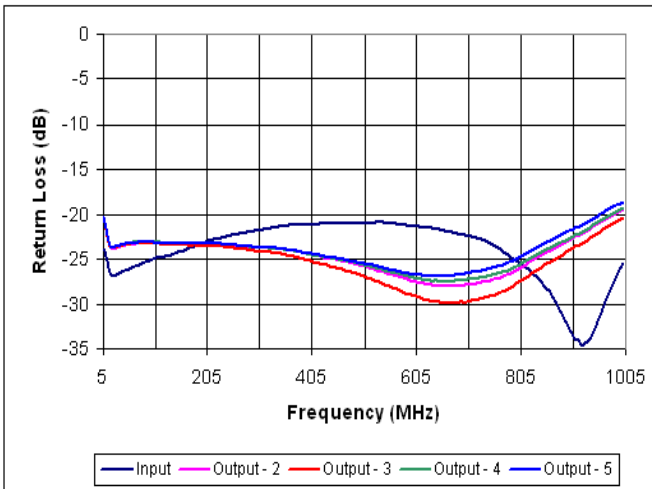
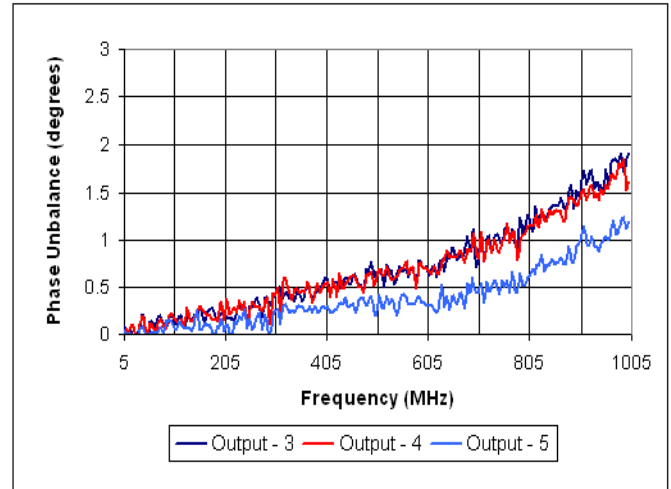
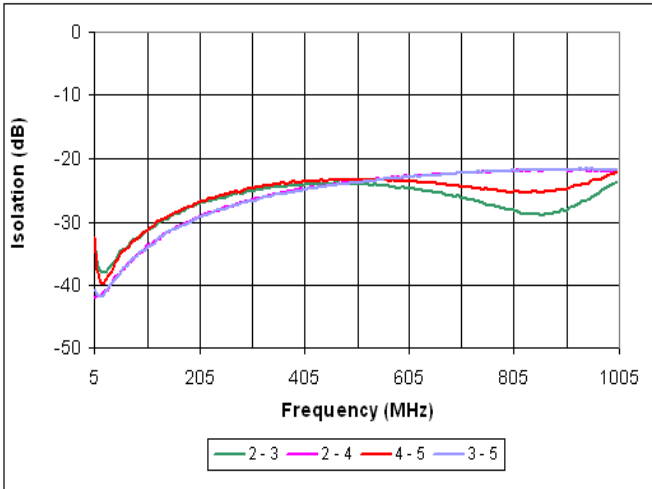
4-WAY POWER DIVIDER

SURFACE MOUNT MODEL SPD-5-1000

WIDE BANDWIDTH

5 - 1000 MHz

PERFORMANCE PLOTS



Copyright © 2006 Synergy Microwave Corporation

201 McLean Boulevard • Paterson, New Jersey 07504 • Tel: (973) 881-8800 • Fax: (973) 881-8361

E-Mail: sales@synergymw.com • World Wide Web: <http://www.synergymw.com>

