

4-WAY POWER DIVIDER


SURFACE MOUNT MODEL SPD-5-1500

WIDE BANDWIDTH

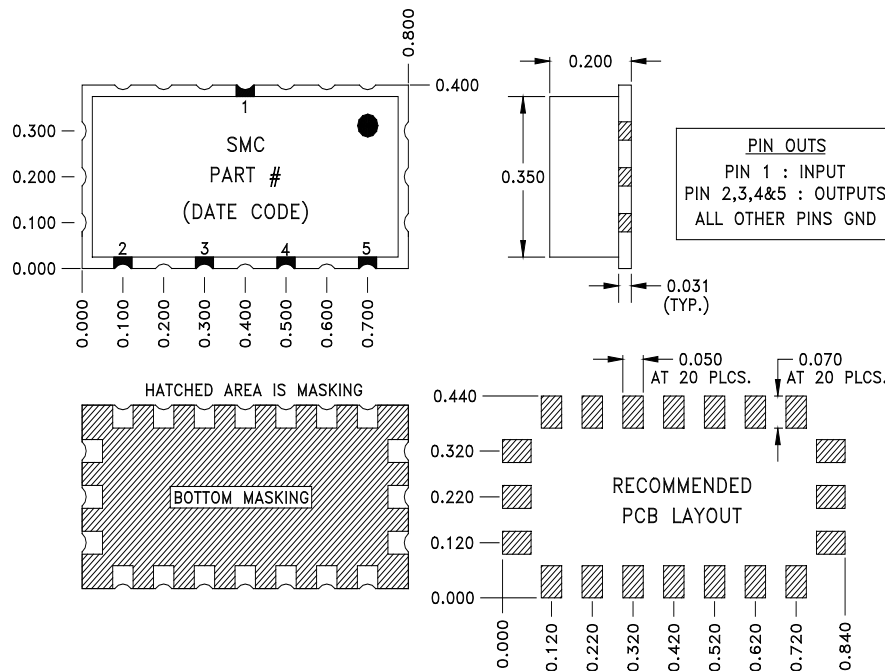
5 - 1500 MHz

SPECIFICATIONS:

Operating Frequency:	5 - 1500 MHz	Phase Unbalance:	5.0° (Max)
Insertion Loss: (dB)	(Typ) / (Max)	Amplitude Unbalance:	0.5 dB (Max)
5-50 MHz	0.4 / 0.7	Impedance:	50 ohms
50-750 MHz	1.0 / 1.3	VSWR:	
750-1500 MHz	1.5 / 2.0	Input:	1.5:1 (Max)
Isolation: (dB)	(Typ) / (Min)	Output:	1.5:1 (Max)
5-50 MHz	27 / 23	Input Power:	1 Watt (Max)
50-750 MHz	23 / 20	Operating Temp. Range:	-40°C to +85° C
750-1500 MHz	20 / 17		



MECHANICAL OUTLINE:219



Copyright © 2006 Synergy Microwave Corporation

201 McLean Boulevard • Paterson, New Jersey 07504 • Tel: (973) 881-8800 • Fax: (973) 881-8361

E-Mail: sales@synergymwave.com • World Wide Web: <http://www.synergymwave.com>



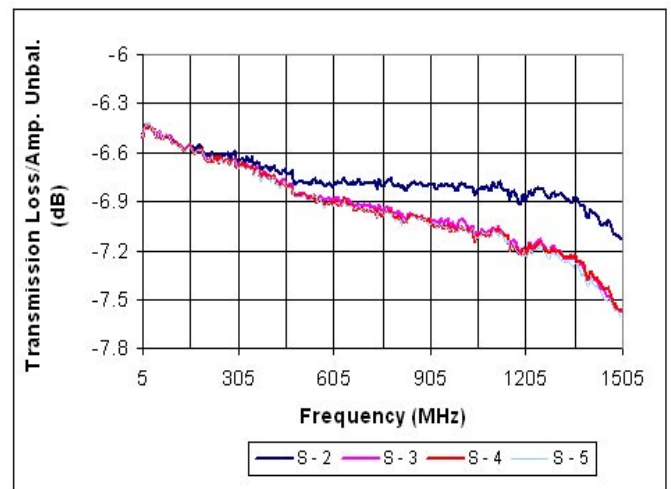
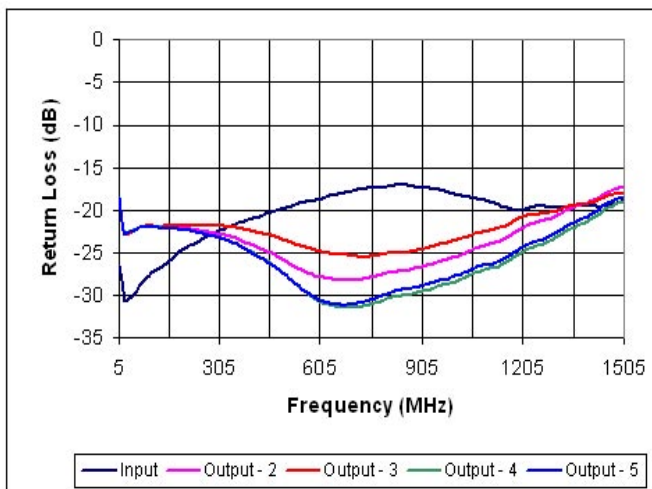
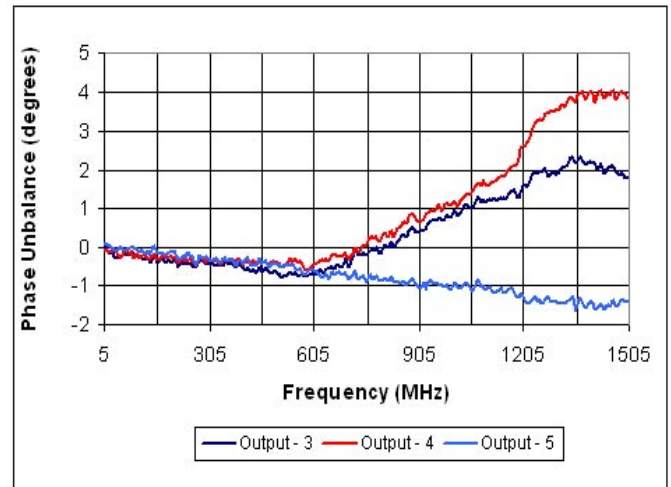
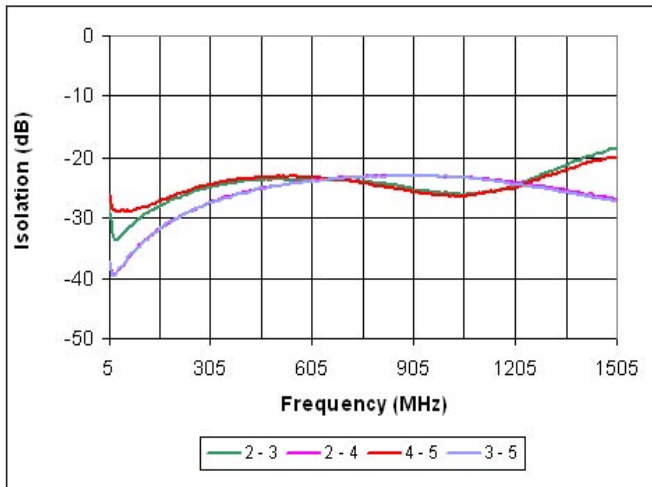
4-WAY POWER DIVIDER

SURFACE MOUNT MODEL SPD-5-1500

WIDE BANDWIDTH

5 - 1500 MHz

PERFORMANCE PLOTS



Copyright © 2006 Synergy Microwave Corporation

201 McLean Boulevard • Paterson, New Jersey 07504 • Tel: (973) 881-8800 • Fax: (973) 881-8361

E-Mail: sales@synergymwave.com • World Wide Web: <http://www.synergymwave.com>

