

3-WAY POWER DIVIDER

SURFACE MOUNT MODEL: SPD-3-7

WIDE BANDWIDTH

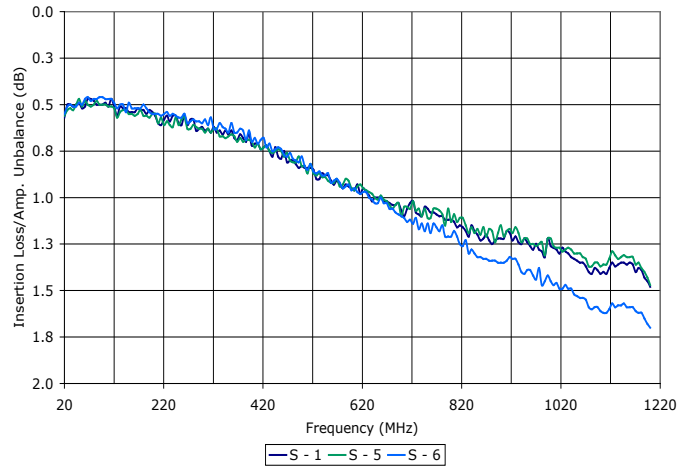

20 - 1200 MHz

FEATURES:

- ▶ Excellent Performance
- ▶ Wide Bandwidth
- ▶ Small Size, Surface Mount
- ▶ Moderate Power
- ▶ Lead Free RoHS Compliant

APPLICATIONS:

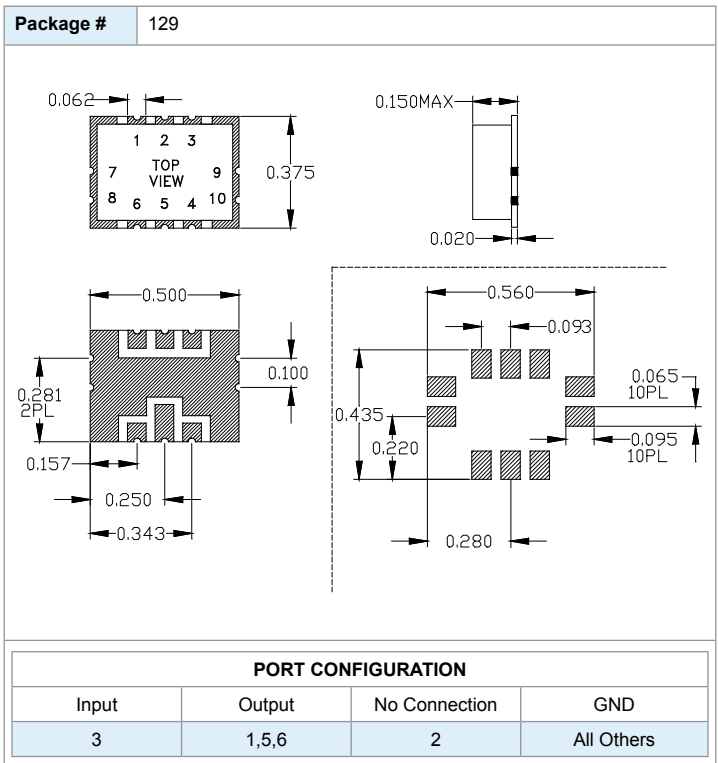
- ▶ Signal Splitting & Low Power Combining



SPECIFICATIONS (Rev. B 11/05/08)

Frequency	20 - 1200 MHz		
Insertion Loss (dB) *	Freq. (MHz)	Typ.	Max.
	20 - 200	0.6	0.9
	200 - 600	0.9	1.3
Isolation (dB)	Freq. (MHz)	Typ.	Min.
	20 - 200	26	23
	200 - 600	20	18
Phase Unbalance	Freq. (MHz)	Typ.	Max.
	20 - 200	0.5°	2.0°
	200 - 600	0.5°	3.0°
Amplitude Unbalance (dB)	Freq. (MHz)	Typ.	Max.
	20 - 200	0.05	0.15
	200 - 600	0.05	0.20
Input Power **	1 Watt (Max.)		
	VSWR (All Ports)	Typ.	Max.
		1.4:1	1.6:1
Impedance	50 Ohms (Nom.)		
Operating Temperature Range	-40 to +85 °C		

* Above 4.8 dB theoretical split loss.
 ** Handling power applies to splitter mode and assumes ideal 50 Ohms impedance matching on all ports.



Copyright © 2008 Synergy Microwave Corporation

201 McLean Boulevard • Paterson, New Jersey 07504 • Tel: (973) 881-8800 • Fax: (973) 881-8361
 E-Mail: sales@synergymicrowave.com • World Wide Web: http://www.synergymicrowave.com

3-WAY POWER DIVIDER

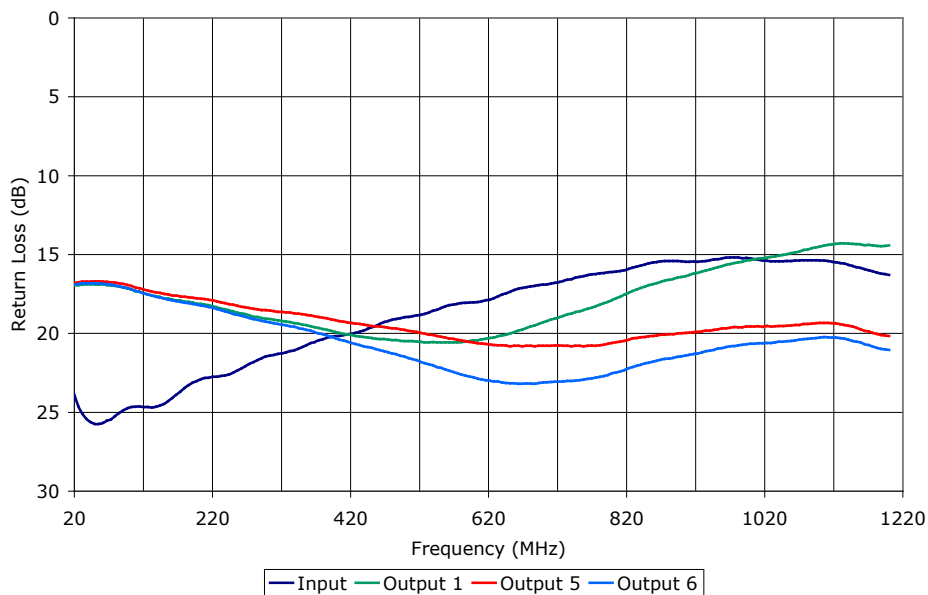
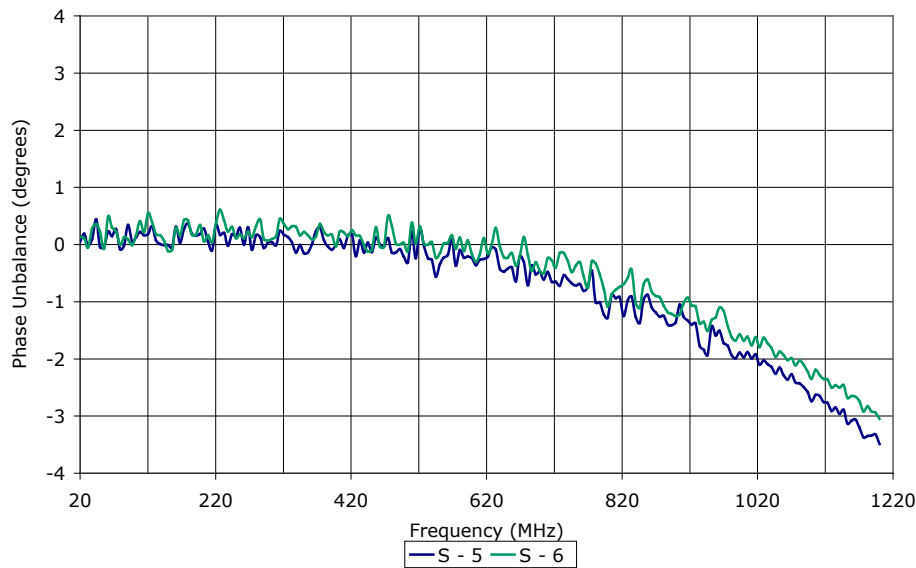
SURFACE MOUNT MODEL: SPD-3-7

WIDE BANDWIDTH

20 - 1200 MHz

DATA @ 25°C

PERFORMANCE PLOTS



Copyright © 2008 Synergy Microwave Corporation

201 McLean Boulevard • Paterson, New Jersey 07504 • Tel: (973) 881-8800 • Fax: (973) 881-8361
E-Mail: sales@synergymwave.com • World Wide Web: <http://www.synergymwave.com>



3-WAY POWER DIVIDER

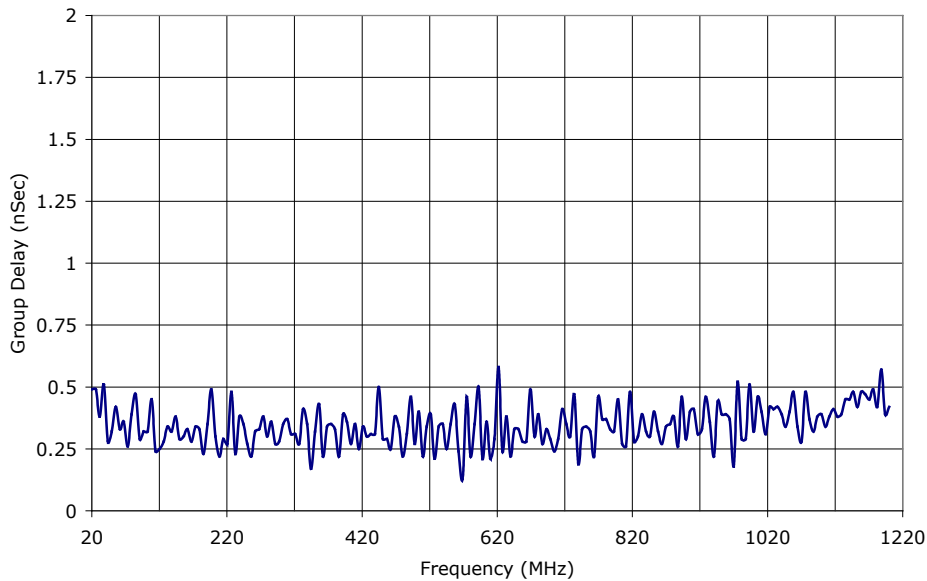
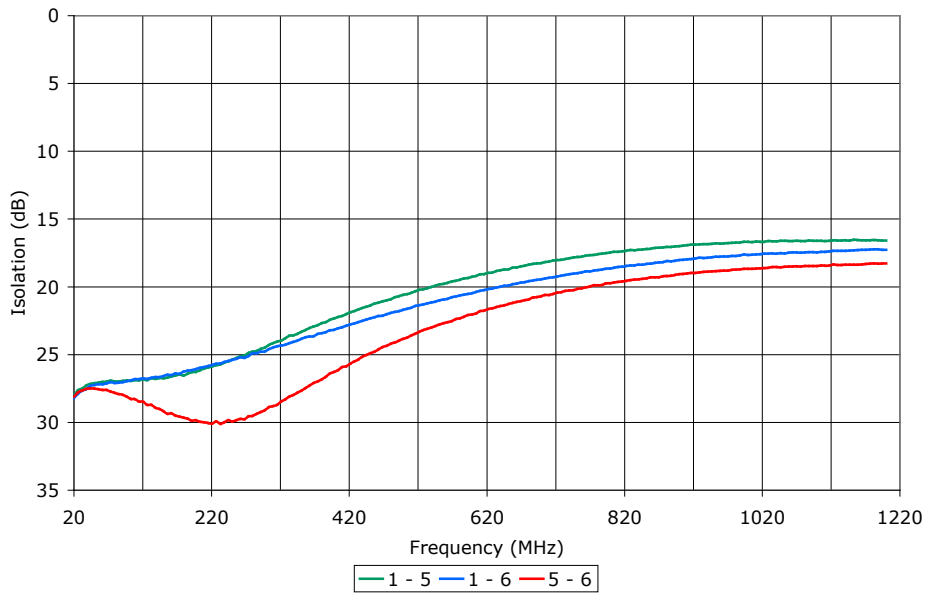
SURFACE MOUNT MODEL: SPD-3-7

WIDE BANDWIDTH

20 - 1200 MHz

DATA @ 25°C

PERFORMANCE PLOTS



Copyright © 2008 Synergy Microwave Corporation

201 McLean Boulevard • Paterson, New Jersey 07504 • Tel: (973) 881-8800 • Fax: (973) 881-8361
E-Mail: sales@synergymicrowave.com • World Wide Web: <http://www.synergymicrowave.com>

