

On-Board Type Coils / Chip Inductors



For General Use Monolithic Type FCI Series

FCI Series

Ferrite Chip Inductor Provide a Effective Solution for Densely Packed PCB Designs.

鐵氧磁體晶片電感為高密度之印刷電路板設計提供一有效的解決方案。



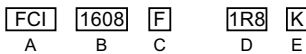
■ Features

1. Monolithic inorganic material construction.
2. Closed magnetic circuit avoids crosstalk.
3. S.M.T. type.
4. Suitable for flow and reflow soldering.
5. Shapes and dimensions follow E.I.A. spec.
6. Available in various sizes.
7. Excellent solderability and heat resistance.
8. High reliability.
9. The products contain no lead and also support lead-free soldering.

■ Applications

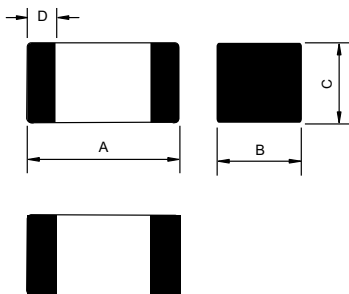
Noise elimination for I/O lines of notebook PCs, digital TVs and VTRs, Printers, hard disk drives, personal computers and general consumer and computers products.

■ Lead Free Part Numbering



- A : Series
 B : Dimension A x B
 C : Lead Free Code
 D : Inductance 1R8=1.8uH
 E : Inductance Tolerance K=±10%, J=±5%, L=±15%, M=±20%

■ Dimensions



● 特徵

1. 單石無機材料結構
2. 封閉磁路避免干擾
3. 表面黏著型式
4. 適合一般焊接及迴焊
5. 形狀與尺寸符合E.I.A.標準
6. 多種尺寸可供選擇
7. 絕佳之焊錫性與耐熱性
8. 高可靠度
9. 產品無鉛適合無鉛錁焊

● 應用

筆記型電腦、數位電視、數位錄放影機、列表機、硬式磁碟機、個人電腦和其他一般消費性及電腦產品上輸入/輸出線路之雜訊消除。

| Chip size | | | | |
|-----------|----------|----------|----------|---------|
| Size | A(mm) | B(mm) | C(mm) | D(mm) |
| 1608 | 1.6±0.15 | 0.8±0.15 | 0.8±0.15 | 0.3±0.2 |
| 2012 | 2.0±0.2 | 1.25±0.2 | 0.85±0.2 | 0.5±0.3 |
| | | | 1.25±0.2 | |
| 2520 | 2.5±0.2 | 2.0±0.2 | 1.6±0.2 | 0.5±0.3 |
| 3216 | 3.2±0.2 | 1.6±0.2 | 1.1±0.3 | 0.5±0.3 |
| 3225 | 3.2±0.2 | 2.5±0.2 | 1.3±0.2 | 0.5±0.3 |
| 4532 | 4.5±0.2 | 3.2±0.2 | 1.5±0.2 | 0.5±0.3 |

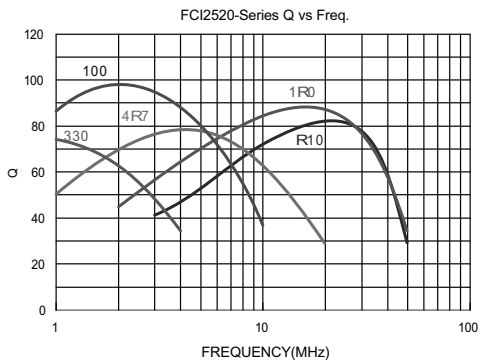
● All the data listed in this catalogue are for reference only,TAI-TECH reserves the right to alter or revise the specifications without prior notification.

■ FCI 2520 Series

| Part Number | Thickness C size (mm) | Inductance (uH) | Q min. | Test Frequency (MHz) | SRF (MHz) min. | DC Resistance (ohm) max. | Rated Current (mA) |
|--------------|-----------------------|-----------------|--------|----------------------|----------------|--------------------------|--------------------|
| FCI2520-R10□ | 1.6±0.2 | 0.10 | 30 | 25.2 | 680 | 0.21 | 450 |
| FCI2520-R12□ | 1.6±0.2 | 0.12 | 30 | 25.2 | 650 | 0.22 | 400 |
| FCI2520-R15□ | 1.6±0.2 | 0.15 | 30 | 25.2 | 530 | 0.25 | 400 |
| FCI2520-R18□ | 1.6±0.2 | 0.18 | 30 | 25.2 | 520 | 0.29 | 370 |
| FCI2520-R22□ | 1.6±0.2 | 0.22 | 30 | 25.2 | 390 | 0.30 | 370 |
| FCI2520-R27□ | 1.6±0.2 | 0.27 | 30 | 25.2 | 330 | 0.33 | 350 |
| FCI2520-R33□ | 1.6±0.2 | 0.33 | 30 | 25.2 | 310 | 0.39 | 350 |
| FCI2520-R39□ | 1.6±0.2 | 0.39 | 30 | 25.2 | 290 | 0.40 | 320 |
| FCI2520-R47□ | 1.6±0.2 | 0.47 | 30 | 25.2 | 240 | 0.44 | 300 |
| FCI2520-R56□ | 1.6±0.2 | 0.56 | 30 | 25.2 | 210 | 0.49 | 250 |
| FCI2520-R68□ | 1.6±0.2 | 0.68 | 30 | 25.2 | 180 | 0.52 | 250 |
| FCI2520-R82□ | 1.6±0.2 | 0.82 | 30 | 25.2 | 155 | 0.61 | 200 |
| FCI2520-1R0□ | 1.6±0.2 | 1.0 | 30 | 7.96 | 140 | 0.75 | 150 |
| FCI2520-1R2□ | 1.6±0.2 | 1.2 | 30 | 7.96 | 135 | 0.87 | 120 |
| FCI2520-1R5□ | 1.6±0.2 | 1.5 | 30 | 7.96 | 130 | 1.00 | 110 |
| FCI2520-1R8□ | 1.6±0.2 | 1.8 | 30 | 7.96 | 120 | 1.10 | 100 |
| FCI2520-2R2□ | 1.6±0.2 | 2.2 | 30 | 7.96 | 105 | 1.30 | 100 |
| FCI2520-2R7□ | 1.6±0.2 | 2.7 | 30 | 7.96 | 90 | 1.40 | 100 |
| FCI2520-3R3□ | 1.6±0.2 | 3.3 | 30 | 7.96 | 80 | 1.60 | 80 |
| FCI2520-3R9□ | 1.6±0.2 | 3.9 | 30 | 7.96 | 75 | 1.70 | 80 |
| FCI2520-4R7□ | 1.6±0.2 | 4.7 | 30 | 7.96 | 65 | 1.90 | 80 |
| FCI2520-5R6□ | 1.6±0.2 | 5.6 | 30 | 7.96 | 60 | 2.20 | 80 |
| FCI2520-6R8□ | 1.6±0.2 | 6.8 | 30 | 7.96 | 55 | 2.40 | 70 |
| FCI2520-8R2□ | 1.6±0.2 | 8.2 | 30 | 7.96 | 50 | 2.60 | 50 |
| FCI2520-100□ | 1.6±0.2 | 10.0 | 25 | 2.52 | 30 | 2.20 | 30 |
| FCI2520-120□ | 1.6±0.2 | 12.0 | 25 | 2.52 | 27 | 2.50 | 20 |
| FCI2520-150□ | 1.6±0.2 | 15.0 | 25 | 2.52 | 23 | 2.80 | 20 |
| FCI2520-180□ | 1.6±0.2 | 18.0 | 25 | 2.52 | 22 | 3.20 | 20 |
| FCI2520-220□ | 1.6±0.2 | 22.0 | 25 | 2.52 | 21 | 3.60 | 20 |
| FCI2520-270□ | 1.6±0.2 | 27.0 | 25 | 2.52 | 19 | 4.30 | 15 |
| FCI2520-330□ | 1.6±0.2 | 33.0 | 25 | 2.52 | 17 | 4.70 | 15 |

NOTE: □ :TOLERANCE J: +/-5% K:+/-10% L:+/-15% M:+/-20%.

■ Q-Frequency Characteristics



■ Inductance-Current Characteristics

