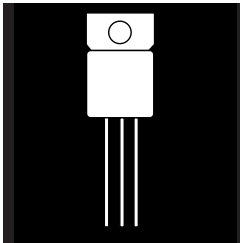


# HERMETIC TO-257AA DUAL POWER SCHOTTKY RECTIFIER



**16 Amp, 60 and 100 Volt Rating  
Center-Tap Rectifier**

## FEATURES

- Very Low Forward Voltage
- Fast Switching Speed
- Hermetic Metal Package, TO-257AA Outline
- Low Thermal Resistance
- Isolated Package
- Available Screened To MIL-S-19500, TX, TXV And S Levels

## DESCRIPTION

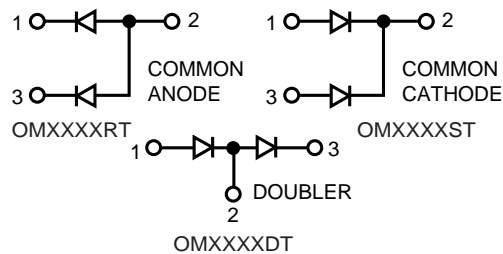
This product is specifically designed for use at power switching frequencies in excess of 100 kHz. The product combines two Schottky-barrier diodes in a center-tap configuration in a single package, simplifying installation, reducing heat sink hardware, and the need to obtain matched components. The device is ideally suited for Demanding applications where small size and hermetically sealed package is required.

## ABSOLUTE MAXIMUM RATINGS (T<sub>C</sub> = 25°C) Per Diode

Peak Inverse Voltage.....	OM4226ST=60V/OM4206ST=100 V
Maximum Average D.C. Output Current.....	8 A
Peak Surge Current (Non-Repetitive, 8.3 ms) .....	240 A
Peak Reverse Transient Current .....	2 A
Storage Temperature Range .....	- 55° C to + 175° C
Junction Operating Temperature Range.....	- 55° C to + 150° C
Package Thermal Resistance, Junction-to-Case .....	2° C/W

3.2

## SCHEMATIC



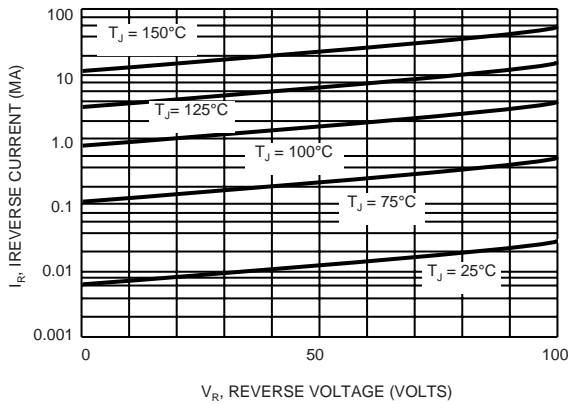
Common cathode is standard. Contact the factory for performance characteristics for common anode and doubler.  
Z-Tab package also available.

### ELECTRICAL CHARACTERISTICS (Per Diode)

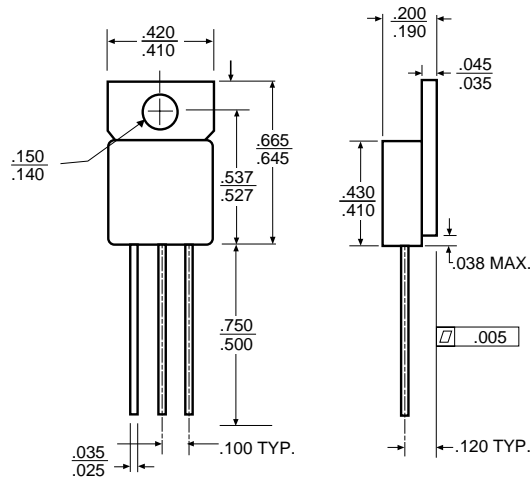
Type	PIV	Maximum Forward Voltage $I_F$ @ 8 Amps <sup>(1)</sup>		Maximum Reverse Current @ PIV	
		$T_j = 25^\circ\text{C}$	$T_j = 125^\circ\text{C}$	$T_j = 25^\circ\text{C}$	$T_j = 125^\circ\text{C}$
OM4226XX	60	.85 V	.68 V	5mA	150mA
OM4206XX	100				

(1) Pulse Test: Pulse Width = ms, Duty Cycle  $\pm$  2.0%

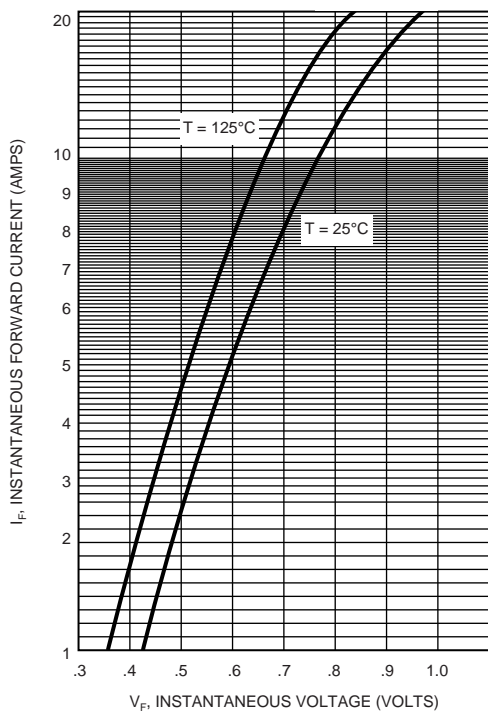
#### TYPICAL REVERSE CURRENT OM4226



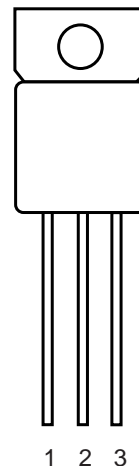
#### MECHANICAL OUTLINE



#### TYPICAL FORWARD VOLTAGE



#### PIN CONNECTION



3.2