

LOW CAPACITANCE TVS ARRAY

APPLICATIONS

- ✓ Cellular Phones
- ✓ Color LCD Display Panel
- ✓ Notebooks
- ✓ Personal Digital Assistant (PDA)
- ✓ Global Positioning System (GPS)
- ✓ SMART Cards

IEC COMPATIBILITY (EN61000-4)

- ✓ 61000-4-2 (ESD): Air - 15kV, Contact - 8kV
- ✓ 61000-4-4 (EFT): 40A - 5/50ns

FEATURES

- ✓ ESD Protection > 25 kilovolts
- ✓ Protects up to 6 Data Lines
- ✓ RoHS Compliant

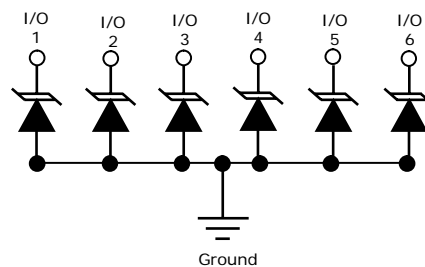
MECHANICAL CHARACTERISTICS

- ✓ DFN-6 Package
- ✓ Available in Lead-Free Nickel-Paladium-Gold Plating
- ✓ Solder Reflow Temperature:
Nickel-Paladium-Gold (Ni/Pd/Au) Sn/Ag/Cu: 260-270°C
- ✓ Consult Factory for Leaded Device Availability
- ✓ Flammability Rating UL 94V-0
- ✓ Device Marking: Marking Code
- ✓ 8mm Tape and Reel Per EIA Standard 481



DFN-6

PIN CONFIGURATION



ESD6-DFN

DEVICE CHARACTERISTICS

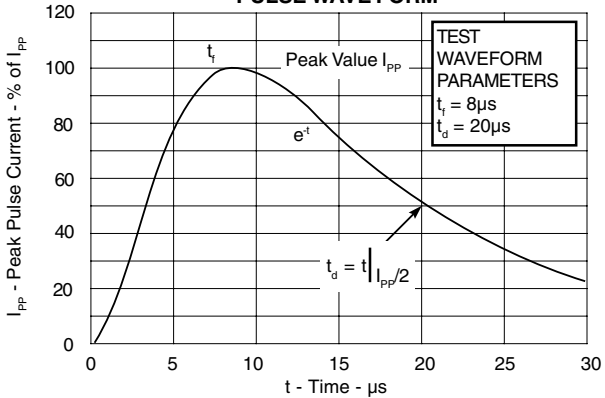
MAXIMUM RATINGS @ 25°C Unless Otherwise Specified			
PARAMETER	SYMBOL	VALUE	UNITS
Operating Temperature	T_A	-40 to 85	°C
Storage Temperature	T_{STG}	-55 to 150	°C
Typical Capacitance @ 2.5V	C	7.0	pF
Soldering Temperature for 10 seconds	T_L	265	°C
Typical Forward Voltage @10mA	V_F	1.2	V

ELECTRICAL CHARACTERISTICS PER LINE @ 25°C Unless Otherwise Specified						
PART NUMBER	DEVICE MARKING	RATED STAND-OFF VOLTAGE	MINIMUM BREAKDOWN VOLTAGE	MAXIMUM CLAMPING VOLTAGE	MAXIMUM REVERSE LEAKAGE CURRENT	TYPICAL CAPACITANCE (See Note 1)
		V_{WM} VOLTS	@ 1mA $V_{(BR)}$ VOLTS	@ $I_p = 1A$ V_c VOLTS	@ 3V I_b μA	2.5V @ 1 MHz C pF
ESD6-DFN	SD6	5.0	6.0	9.8	0.1	7.0

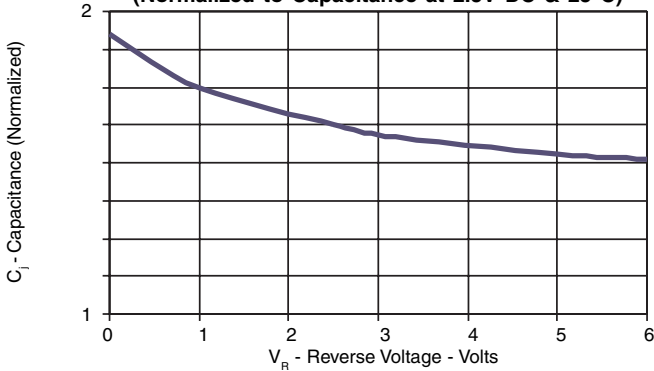
Note 1: 12pF @ 0V, 1MHz typical.

GRAPHS

**FIGURE 1
PULSE WAVE FORM**

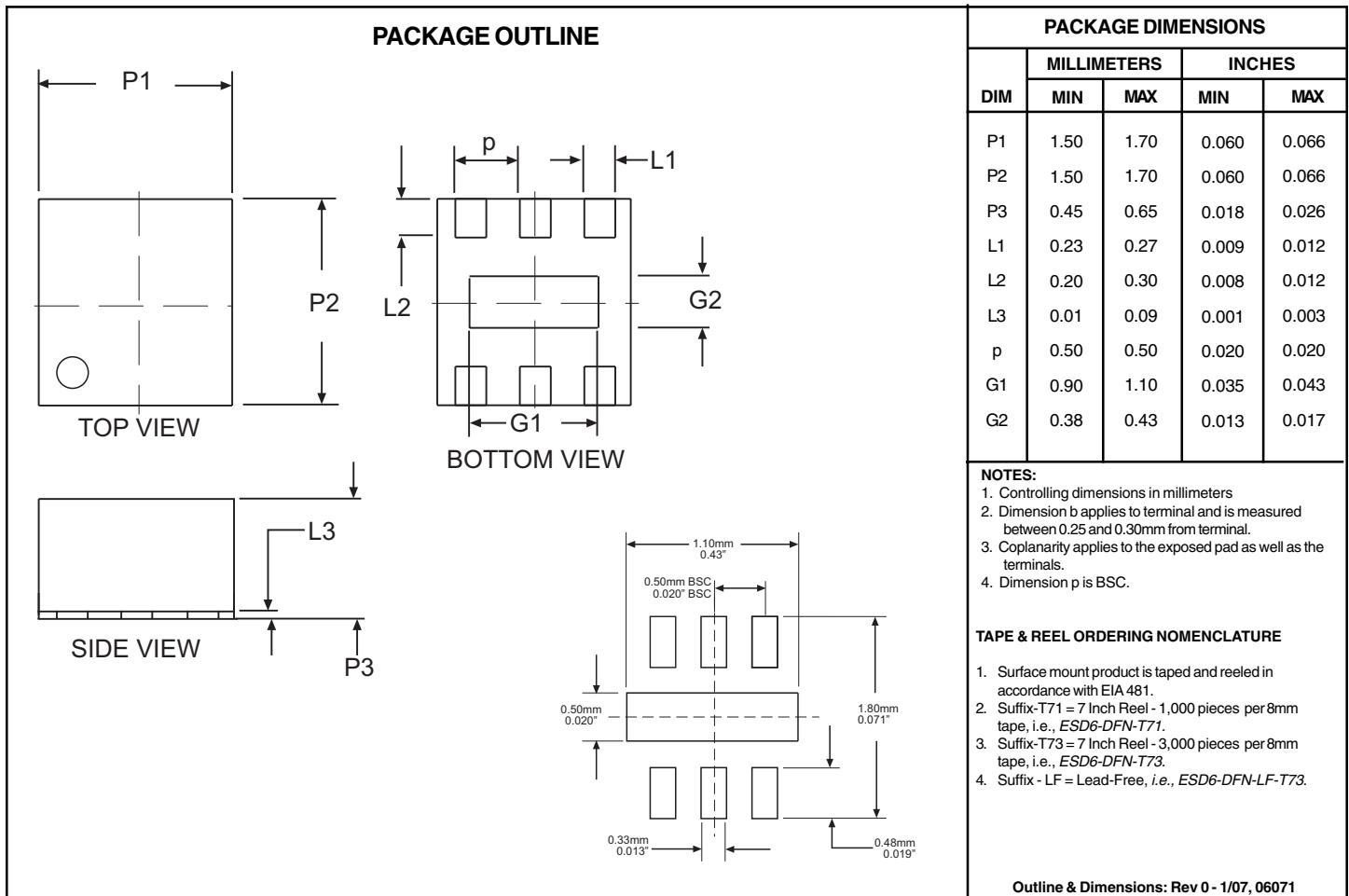


**FIGURE 2
CAPACITANCE VS REVERSE VOLTAGE
(Normalized to Capacitance at 2.5V DC & 25°C)**



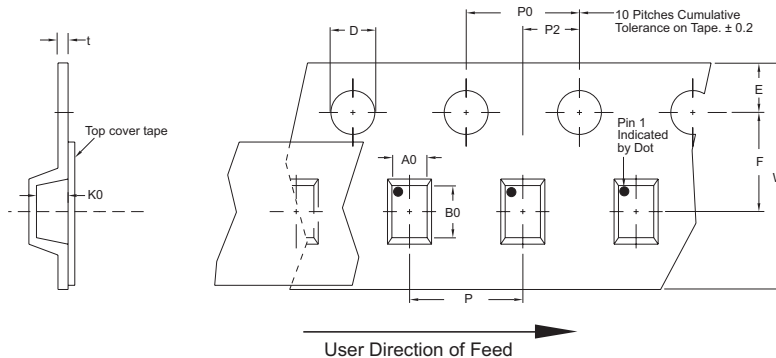
ESD6-DFN

DFN-6 PACKAGE OUTLINE & DIMENSIONS



Tape & Reel Specifications (Dimensions in millimeters)

Reel Dia.	Tape Width	A0	B0	K0	D	E	F	W	P0	P2	P	tmax
178mm (7")/330mm(13")	8mm	1.80±0.10	1.80±0.10	0.80 ± 0.10	1.50 ± 0.10	1.75 ± 0.10	3.50 ± 0.05	8.00 ±0.30	4.00 ±0.10	2.00 ±0.05	4.00 ±0.10	0.25



COPYRIGHT © ProTek Devices 2007

SPECIFICATIONS: ProTek reserves the right to change the electrical and or mechanical characteristics described herein without notice (except JEDEC).

DESIGN CHANGES: ProTek reserves the right to discontinue product lines without notice, and that the final judgement concerning selection and specifications is the buyer's and that in furnishing engineering and technical assistance, ProTek assumes no responsibility with respect to the selection or specifications of such products.

ProTek Devices
 2929 South Fair Lane, Tempe, AZ 85282
 Tel: 602-431-8101 Fax: 602-431-2288
 E-Mail: sales@protekdevices.com
 Web Site: www.protekdevices.com