


TNC SERIES RF CO-AXIAL CONNECTORS

TNC series RF co-axial connectors

Outline

TNC Series Connectors are high frequency coaxial connectors which offer their small size as the best method of making mobile telephone sets compact.



Characteristic features

- (1) Offer excellent high frequency performance; up to 1 GHz DC and V.S.W.R. of 1.2 and under.
- (2) Mechanically rigid fixed center contact.
- (3) Two kinds of applicable cables are available; 1.5D— W (double shield) and 1.5D— V (single shield).
- (4) Jack and panel jack types are available.
- (5) Cable connection method uses soldering for center conductor and crimping for external conductor.

Applications

Mobile telecommunication sets.

TNC SERIES RF CO-AXIAL CONNECTORS

Materials and finish

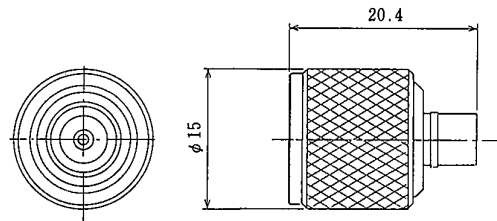

Part Name	Material	Finish
Shell	Brass	Nickel plating
Female contact	Beryllium copper	Silver plating or gold plating
Insulator	Tetrafluoride resin	

Performance

Items	Standard value
Contact resistance	3mΩ or less at 1A DC
Insulation resistance	1000MΩ or more at 500 V DC
Withstand voltage	1000V AC(rms)for 1 minute
Characteristic impedance	50Ω

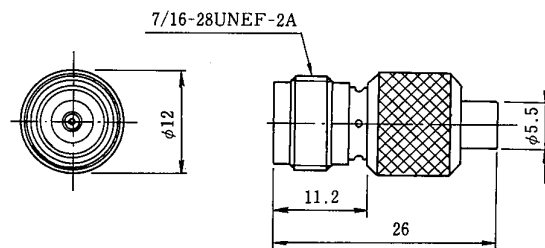

Plug

HRS No.	Part No.	Applicable cable
CL313-0400-0	TNC-P-1.5CR-1	1.5D-QEV, 1.5D-XVS
CL313-0401-2	TNC-P-1.5WCR-1	1.5D-QEW, 1.5D-XW



Jack

HRS No.	Part No.	Applicable cable
CL313-0308-7	TNC-J-1.5DW-2	1.5D-QEW
CL313-0322-8	TNC-J-1.5DV-2	1.5D-QEV



TNC SERIES RF CO-AXIAL CONNECTORS

Panel Jack

HRS No.	Part No.	Applicable cable	ϕA	B
CL313-0291-6	TNC-BPJ-1.5WCR(A)	1.5D-XW	4.1	16.8
CL313-0304-6	TNC-BPJ-1.5CR(A)	1.5D-XVS	3.8	16.8

