

Filter THT

Features:

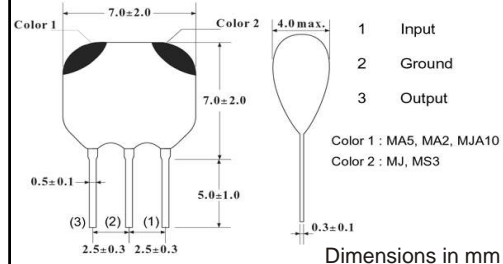
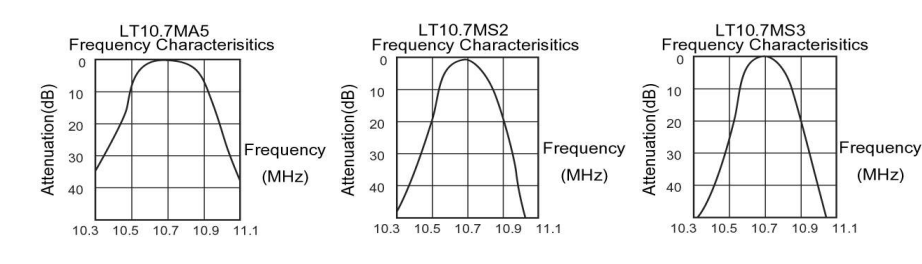
- 10.7 MHz
- Series LT or LT A10
- Consumer electronics
- Individual specification: A5, S2, S3 or J

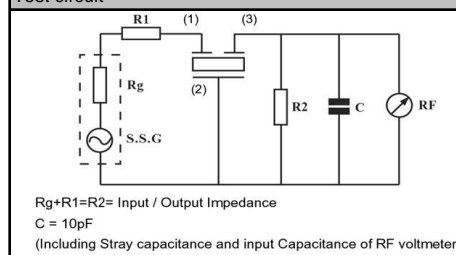


LT
LT/A10

Specifications				
Part	LT			
	A5-	S2-	S3-	J-
3db band width (kHz)	280 +/-50	230 +/-50	180 +/-40	150 +/-40
20db band width (kHz) max	650	600	520	430
Insertion loss (dB) max	6	6	7	10
Spurious attenuation (9 ~ 12MHz) (dB) min	30	40	40	38
Input/output impedance (Ohm)	330	330	330	330

Specifications				
Part	LT/A10			
	A10-A5	A10-S2	A10-S3	A10-J
3db band width (kHz)	280 +/-50	230 +/-50	180 +/-40	150 +/-40
20db band width (kHz) max	590	520	470	360
Insertion loss (dB) max	2.5 +/-2.0	3.0 +/-2.0	3.5 +/-1.5	4.5 +/-2.0
Spurious attenuation (9 ~ 12MHz) (dB) min	30	35	35	35
Input/output impedance (Ohm)	330	330	330	330

Drawing		Characteristics		
 <p>Dimensions in mm</p>				

Test circuit	Color code																		
 <p>$R_g + R_1 = R_2 =$ Input / Output Impedance $C = 10\text{pF}$ (Including Stray capacitance and input Capacitance of RF voltmeter)</p>	<table border="1"> <thead> <tr> <th>Center Frequency</th> <th>Code</th> <th>Color</th> </tr> </thead> <tbody> <tr> <td>10.700MHz±30KHz</td> <td>A</td> <td>Red</td> </tr> <tr> <td>10.670MHz±30KHz</td> <td>B</td> <td>Blue</td> </tr> <tr> <td>10.730MHz±30KHz</td> <td>C</td> <td>Orange</td> </tr> <tr> <td>10.640MHz±30KHz</td> <td>D</td> <td>Black</td> </tr> <tr> <td>10.760MHz±30KHz</td> <td>E</td> <td>White</td> </tr> </tbody> </table>	Center Frequency	Code	Color	10.700MHz±30KHz	A	Red	10.670MHz±30KHz	B	Blue	10.730MHz±30KHz	C	Orange	10.640MHz±30KHz	D	Black	10.760MHz±30KHz	E	White
Center Frequency	Code	Color																	
10.700MHz±30KHz	A	Red																	
10.670MHz±30KHz	B	Blue																	
10.730MHz±30KHz	C	Orange																	
10.640MHz±30KHz	D	Black																	
10.760MHz±30KHz	E	White																	

Order key				
F	- LT	- A5	- 10.700 M	-
Part	Package	Individual specification	Center frequency M = MHz. K = KHz	Opion
F= Ceramic filter	LT LT/A10	A5 S2 S3 J	10.700 MHz (= A = Red) 10.670 MHz (= B = Blue) 10.730 MHz (= C = Orange) 10.640 MHz (= D = Black) 10.760 MHz (= E = White) 450 ~ XXX ~ 470 KHz	blanc = standard X=Special options

Remarks: All specifications subject to change without notice!