

B25

FEMALE HEADER PROFILE : 5.0mm DUAL - ENTRY TYPE

PITCH: 2.54mm

SPECIFICATIONS

Material

Insulator : PBT, glass reinforced, rated UL 94V-0

Contact : Phosphor Bronze

Electrical

Current Rating : 1 Amp DC

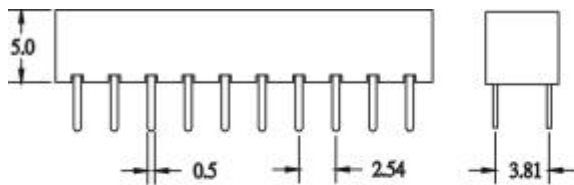
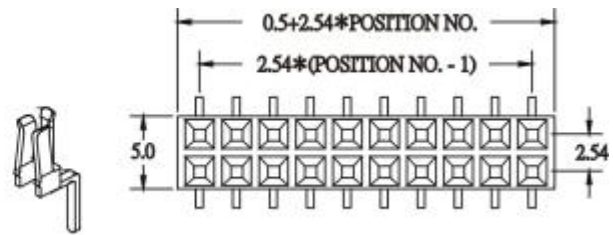
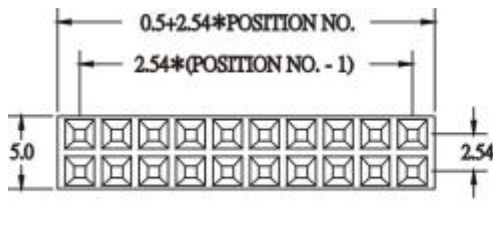

Contact Resistance : 30 mΩ max.

Insulation Resistance : 3000 MΩ min.

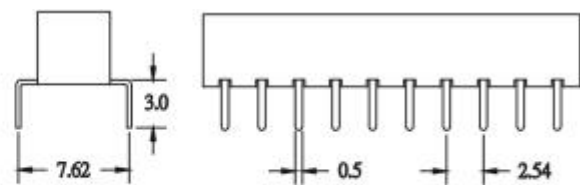
Dielectric Withstanding Voltage : 500V AC for 1minute

Operating Temperature : -40°C to +105°C

• Mating Suggestion : C17, C18 & C20 series.



(TYPE A)



(TYPE B)

HOW TO ORDER:

B25 - 1 - 2 - 3 - 4 - 5

1.NO. OF CONTACT	2.CONTACT MATERIAL	3.CONTACT PLATING	4.FOOT RANK TYPE	5.INSULATOR COLOR
DUAL ROW 2*2 - 2*40	B: PHOSPHOR BRONZE	T: TIN PLATED S: SELECTIVE G: GOLD FLASH A: 5μ" INCH GOLD B: 10μ" INCH GOLD C: 15μ" INCH GOLD D: 30μ" INCH GOLD	A: TYPE A B: TYPE B	1. BLACK