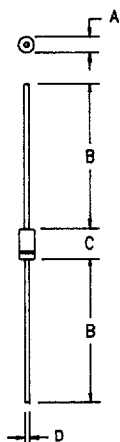


3 Amp Schottky Rectifier MS345



Dim.	Inches		Millimeter		Notes
	Minimum	Maximum	Minimum	Maximum	
A	.188	.260	4.78	6.50	Dia.
B	1.00	---	25.4	---	
C	.285	.375	7.24	9.52	
D	.046	.056	1.17	1.42	Dia.

PLASTIC D0201AD

Microsemi Catalog Number	Working Peak Reverse Voltage	Repetitive Peak Reverse Voltage	
MS345	45V	45V	<ul style="list-style-type: none"> • Schottky Barrier Rectifier • Guard Ring Protection • 175°C Junction Temperature • VRRM to 45 Volts

Electrical Characteristics		
Average forward current	IF(AV) 3.0 Amps	TA = 140°C, Square wave, RθJL = 17°C/W, L = 1/8"
Average forward current	IF(AV) 3.0 Amps	TA = 130°C, Square wave, RθJL = 23°C/W, L = 3/8"
Maximum surge current	IFSM 150 Amps	8.3ms, half sine, TJ = 175°C
Max peak forward voltage	VFM .60 Volts	IFM = 1.0A; TJ = 25°C*
Max peak forward voltage	VFM .65 Volts	IFM = 3.0A; TJ = 25°C*
Max peak forward voltage	VFM .80 Volts	IFM = 9.4A; TJ = 25°C*
Max peak reverse current	IRM 100 μA	VRRM, TJ = 25°C
Typical junction capacitance	CJ 260 pF	VR = 5.0V, TJ = 25°C

*Pulse test: Pulse width 300 μsec, Duty cycle 2%

Thermal and Mechanical Characteristics		
Storage temperature range	TSTG	-40°C to 175°C
Operating junction temp range	TJ	-40°C to 175°C
Maximum thermal resistance	L = 1/8" RθJL	17°C/W Junction to Lead
	L = 3/8" RθJL	23°C/W Junction to Lead
Weight		.032 ounces (1.0 grams) typical

PH: 303-469-2161
FAX: 303-466-3775

Microsemi Corp.
Colorado

C-67

MS345

Figure 1
Typical Forward Characteristics

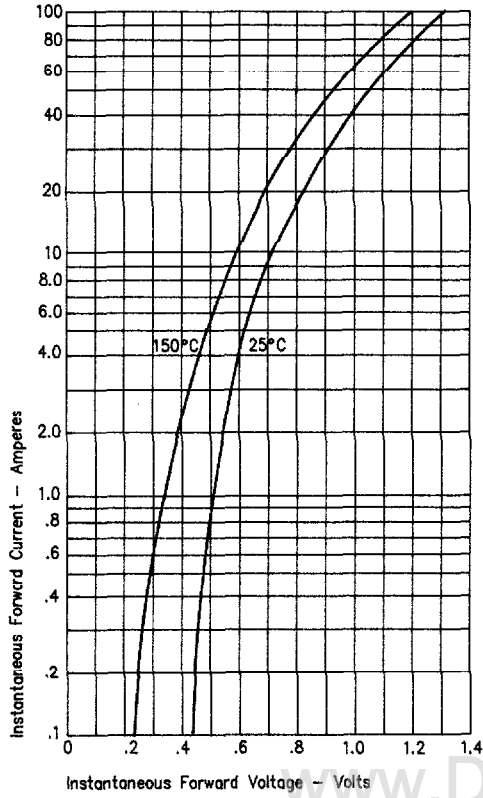


Figure 3
Typical Junction Capacitance

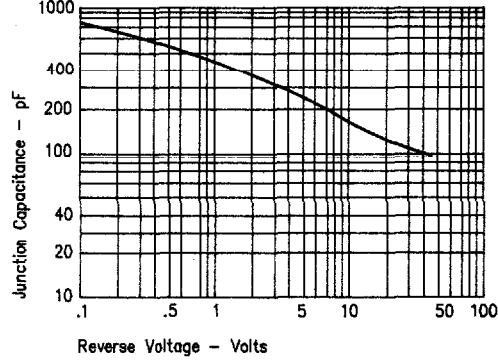


Figure 2
Typical Reverse Characteristics

