

Specifications

Parameter	Unit	Minimum	Typical	Maximum
Center Frequency	MHz	69.85	70	70.15
Insertion Loss	dB	-	22.6	24
3 dB Bandwidth	MHz	11.6	11.74	-
40 dB Bandwidth	MHz	-	12.6	-
50 dB Bandwidth	MHz	-	12.75	13.4
Passband Variation	dB	-	1.1	1.5
Absolute Delay	usec	-	3.29	4
Ultimate Rejection(Out of $f_0 \pm 6.7\text{MHz}$)	dB	50	55	-
Material Temperature coefficient	KHz/°C	-5.74		
Ambient Temperature	°C	25		
Package Size	DIP3512 (35.2x12.7x5.2mm3)			

Notes:


1. All specifications are based on the test circuit shown
2. In production, devices will be tested at room temperature to a guardbanded specification to ensure electrical compliance over temperature
3. Electrical margin has been built into the design to account for the variations due to temperature drift and manufacturing tolerances
4. This is the optimum impedance in order to achieve the performance show

Matching Configuration

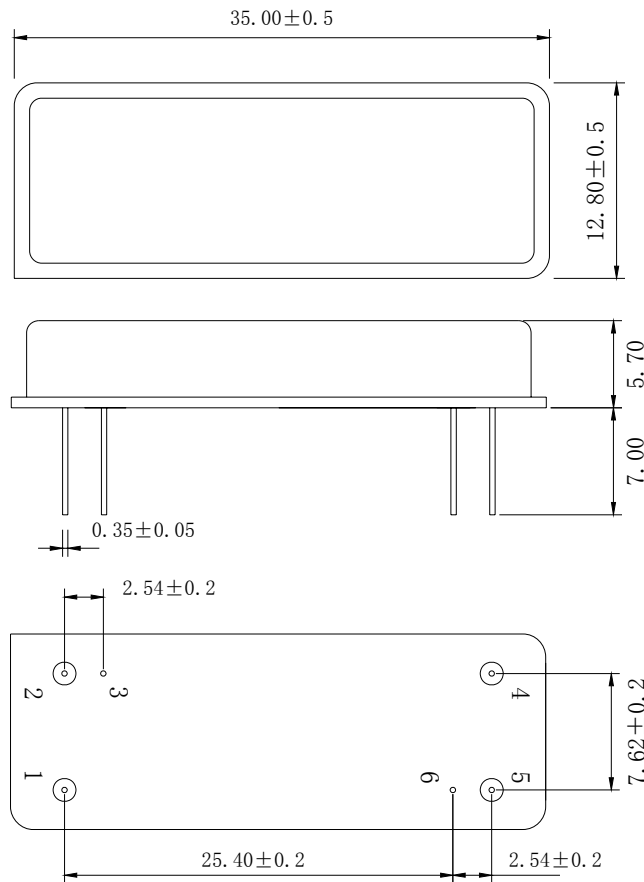


Source/Load Impedance=50 ohm

Notes - Component values may change depending on board layout.

	SIPAT Co., Ltd. (CETC No. 26 Research Institute) Nanping Huayuan Road No. 14 Chongqing, China, 400060	Part Number	LBN70A36	
		Rev. Date	2006-11-30	
		Rev.	1.0	Page


Package Dimension



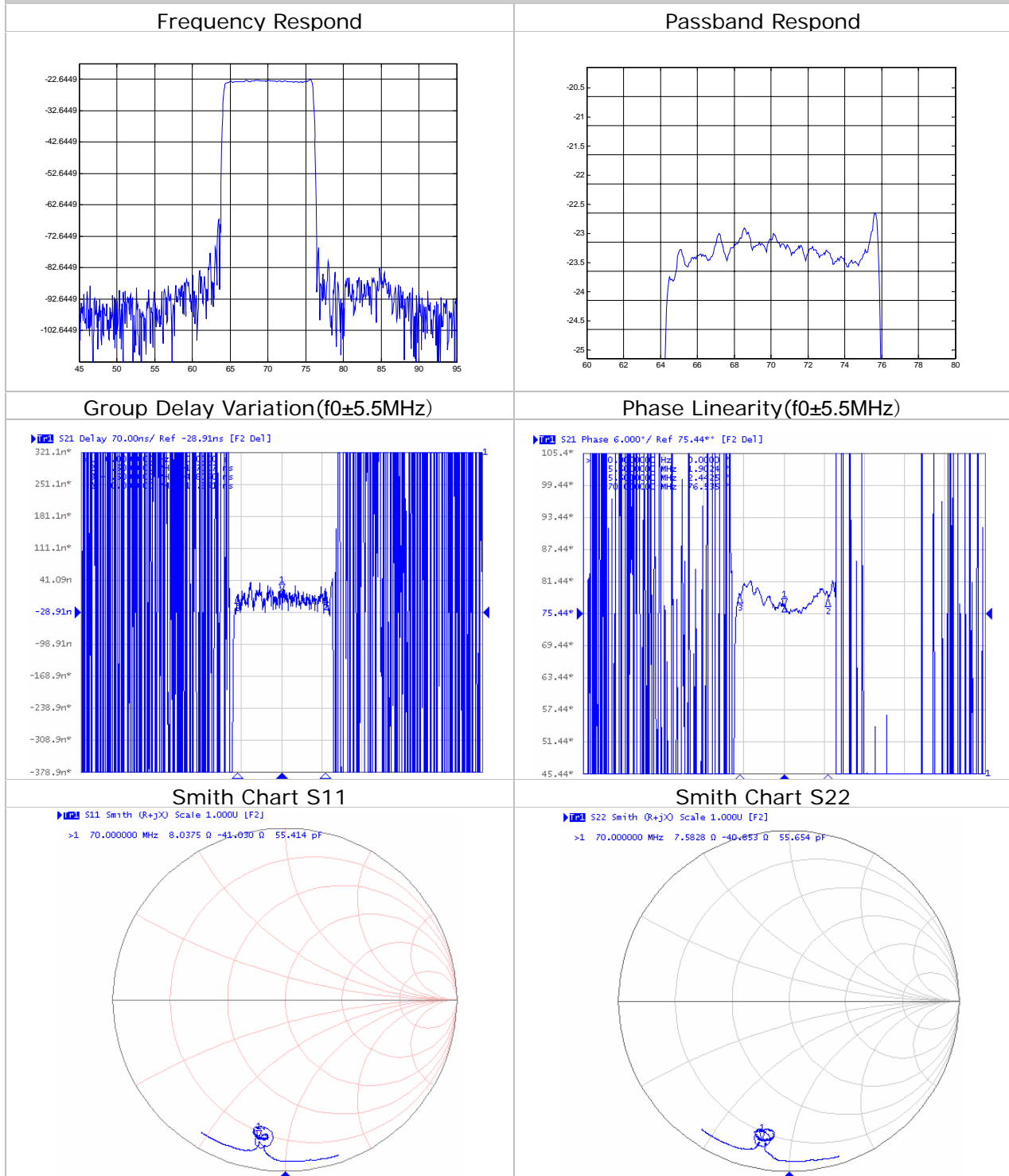
Input	1
Output	5
Ground	2,3,4,6


Package: DIP3512

Unit: mm

	SIPAT Co., Ltd. (CETC No. 26 Research Institute) Nanping Huayuan Road No. 14 Chongqing, China, 400060	Part Number	LBN70A36	
		Rev. Date	2006-11-30	
		Rev.	1.0	Page

Typical Performance



	SIPAT Co., Ltd. (CETC No. 26 Research Institute) Nanping Huayuan Road No. 14 Chongqing, China, 400060	Part Number	LBN70A36	
		Rev. Date	2006-11-30	
		Rev.	1.0	Page