

Specifications

Parameter	Unit	Minimum	Typical	Maximum
Center Frequency	MHz	69.95	70	70.05
Insertion Loss	dB	-	31	34
1 dB Bandwidth	MHz	-	16.76	-
3 dB Bandwidth	MHz	17	17.11	-
40 dB Bandwidth	MHz	-	18.14	18.2
50 dB Bandwidth	MHz	-	18.25	-
Passband Variation	dB	-	0.7	1.2
Absolute Delay	usec	-	3.44	-
Ultimate Rejection	dB	48	56	-
Material Temperature coefficient	KHz/°C	-6.58		
Ambient Temperature	°C	25		
Package Size	DIP3512 (35.2x12.7x5.2mm3)			

Notes:


- All specifications are based on the test circuit shown
- In production, devices will be tested at room temperature to a guardbanded specification to ensure electrical compliance over temperature
- Electrical margin has been built into the design to account for the variations due to temperature drift and manufacturing tolerances
- This is the optimum impedance in order to achieve the performance show

Matching Configuration

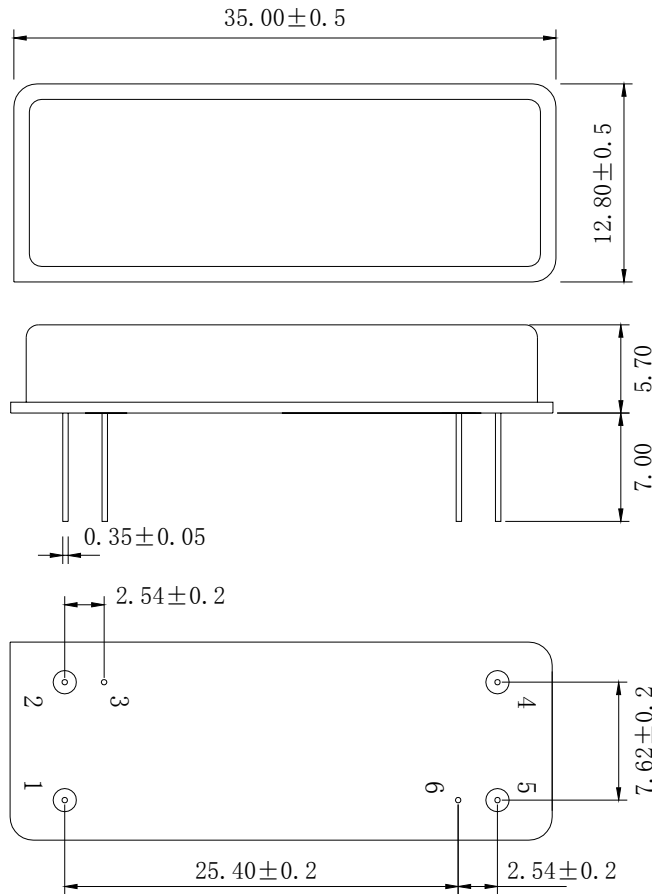


Source/Load Impedance=50 ohm

Notes - Component values may change depending
on board layout.

	SIPAT Co., Ltd. (CETC No. 26 Research Institute) Nanping Huayuan Road No. 14 Chongqing, China, 400060	Part Number	LBN70A30	
		Rev. Date	2006-7-30	
		Rev.	1.0	Page 1/3

Package Dimension




Package: DIP3512

Unit: mm

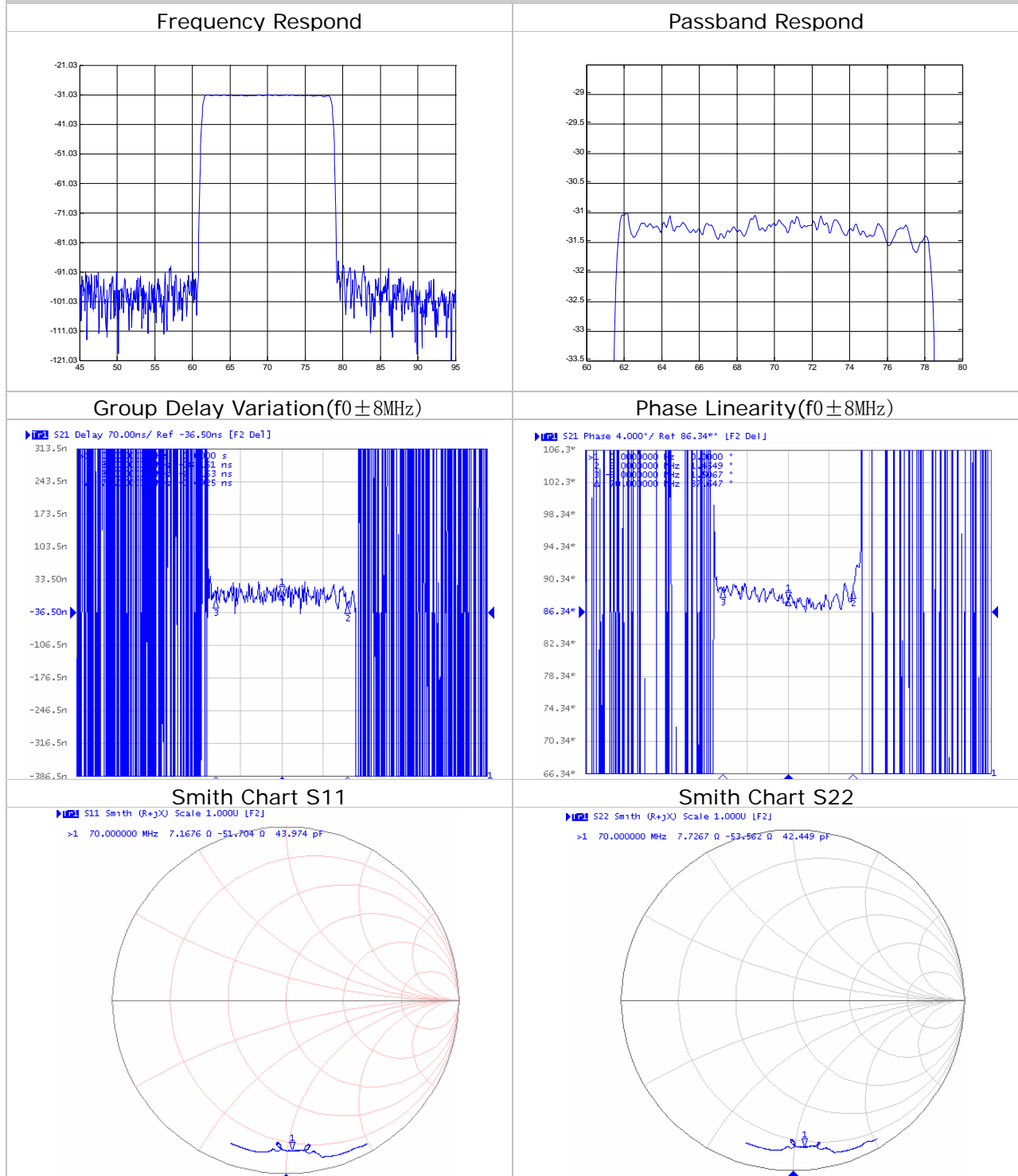
Input	1
Output	5
Ground	2, 3, 4, 6


Package: DIP3512

Unit: mm

	SIPAT Co., Ltd. (CETC No. 26 Research Institute) Nanping Huayuan Road No. 14 Chongqing, China, 400060	Part Number	LBN70A30	
		Rev. Date	2006-7-30	
		Rev.	1.0	Page

Typical Performance



	SIPAT Co., Ltd. (CETC No. 26 Research Institute) Nanping Huayuan Road No. 14 Chongqing, China, 400060	Part Number	LBN70A30	
		Rev. Date	2006-7-30	
		Rev.	1.0	Page