

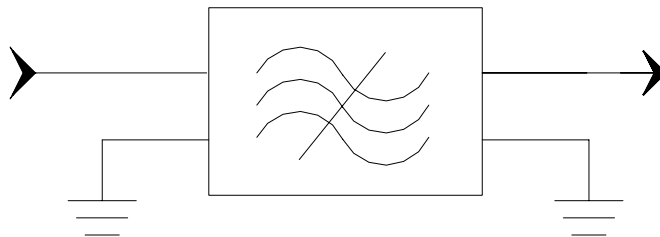
Specifications

Parameter	Unit	Minimum	Typical	Maximum
Center Frequency	MHz	69.95	70	70.05
Insertion Loss	dB	-	22.8	25
3 dB Bandwidth	MHz	8.65	8.72	8.75
35 dB Bandwidth	MHz	-	9.41	9.5
45 dB Bandwidth	MHz	-	9.45	9.9
50 dB Bandwidth	MHz	-	9.49	10.7
55 dB Bandwidth	MHz	-	9.56	18.7
Passband Variation	dB	-	0.6	1.2
Absolute Delay	usec	-	3.625	4
Ultimate Rejection (outside $f_0 \pm 9\text{MHz}$)	dB	55	58	-
Material Temperature coefficient	KHz/°C	-6.58		
Ambient Temperature	°C	25		
Package Size	DIP3512 (35.2x12.7x5.2mm3)			

Notes:


- All specifications are based on the test circuit shown
- In production, devices will be tested at room temperature to a guardbanded specification to ensure electrical compliance over temperature
- Electrical margin has been built into the design to account for the variations due to temperature drift and manufacturing tolerances
- This is the optimum impedance in order to achieve the performance show

Matching Configuration

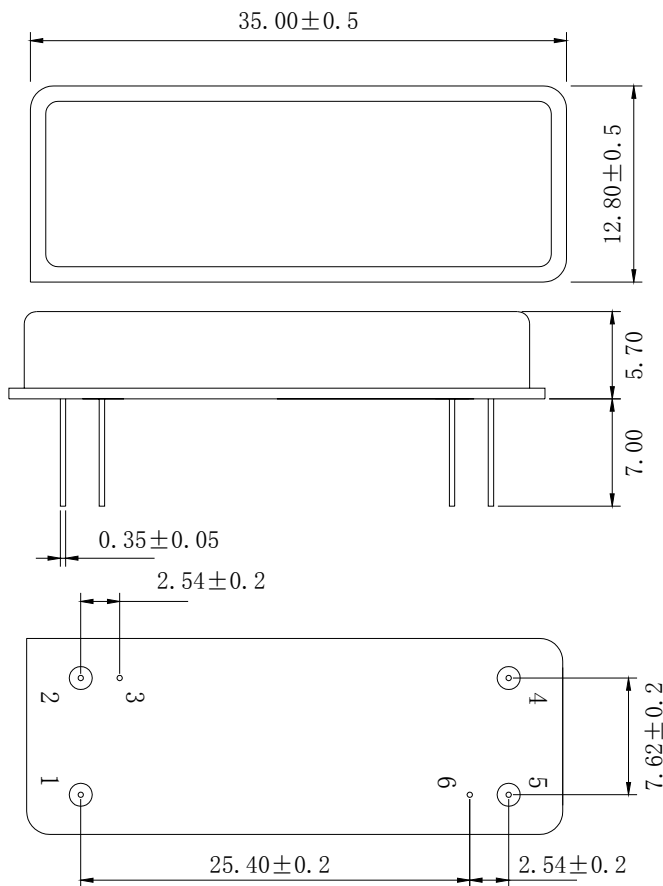


Source/Load Impedance=50 ohm


Notes - Component values may change depending on board layout.

	SIPAT Co., Ltd. (CETC No. 26 Research Institute) Nanping Huayuan Road No. 14 Chongqing, China, 400060	Part Number	LBN70A11	
		Rev. Date	2005-11-15	
		Rev.	1.0	Page 1/3

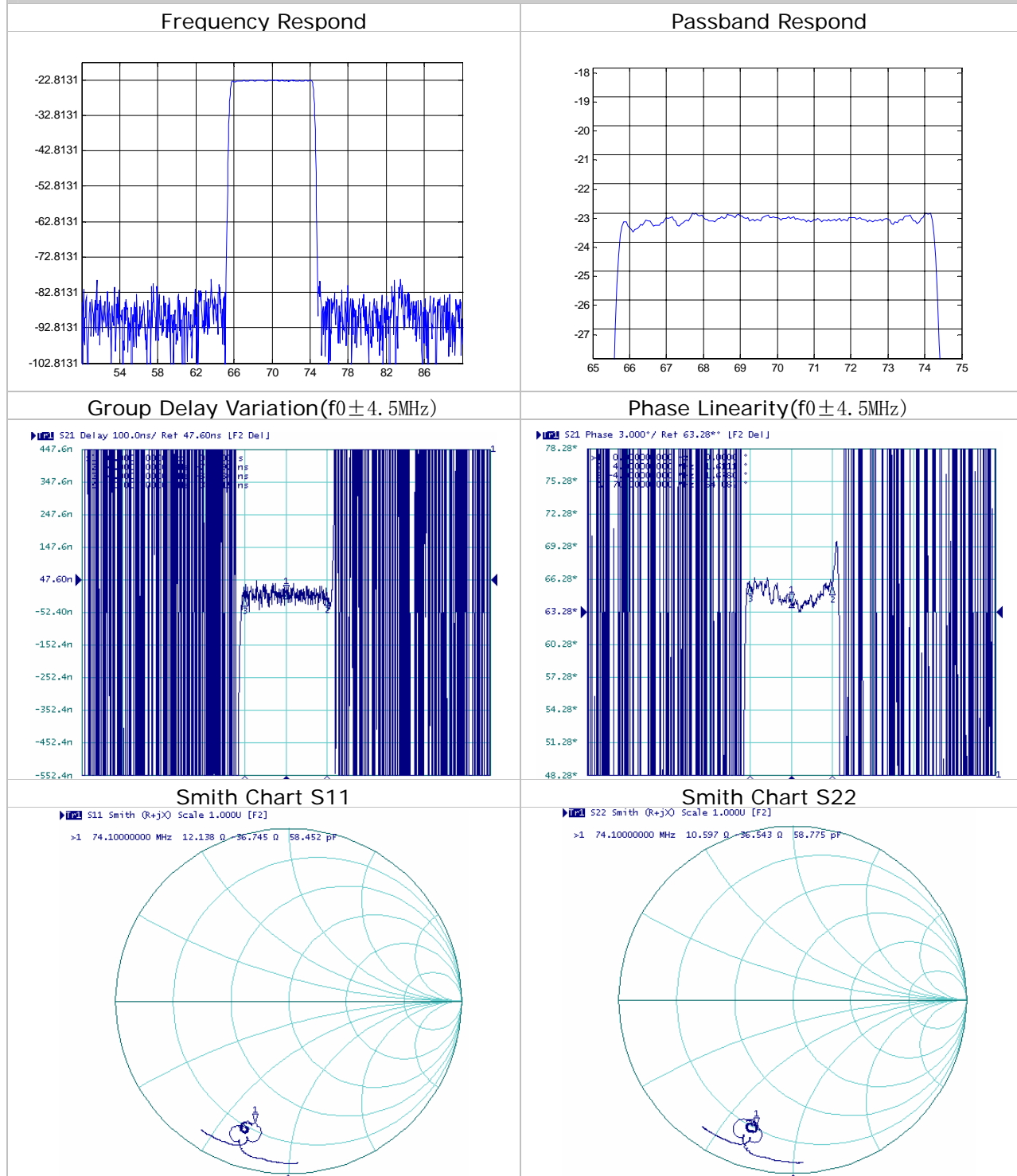
Package Dimension




Input: 1
Output: 5

	SIPAT Co., Ltd. (CETC No. 26 Research Institute) Nanping Huayuan Road No. 14 Chongqing, China, 400060	Part Number	LBN70A11	
		Rev. Date	2005-11-15	
		Rev.	1.0	Page

Typical Performance



	SIPAT Co., Ltd. (CETC No. 26 Research Institute) Nanping Huayuan Road No. 14 Chongqing, China, 400060	Part Number	LBN70A11	
		Rev. Date	2005-11-15	
		Rev.	1.0	Page