

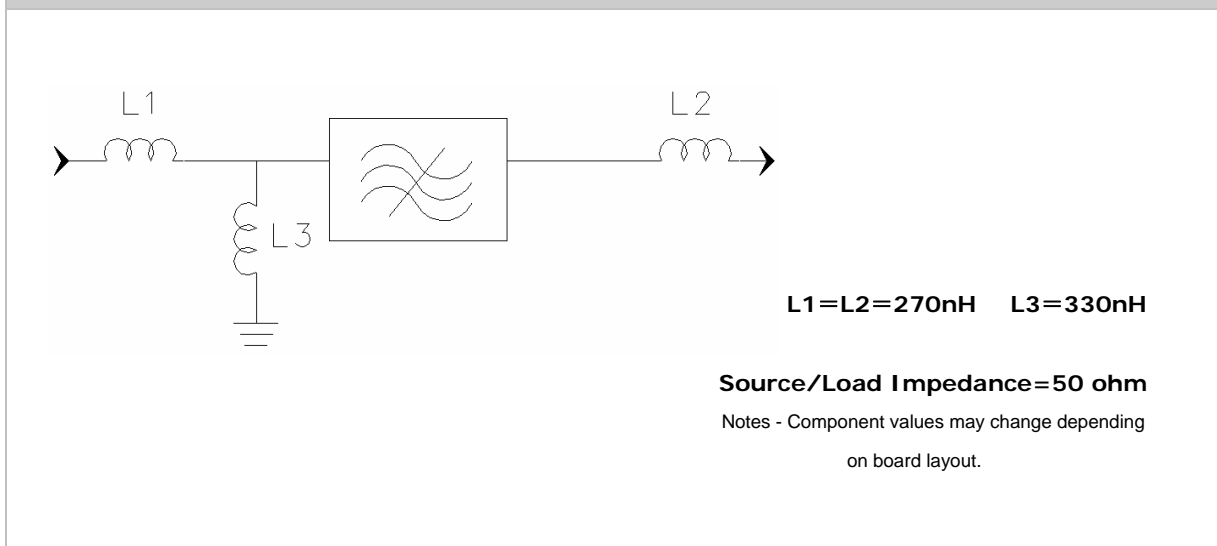
Specifications


Parameter	Unit	Minimum	Typical	Maximum
Center Frequency	MHz	69.9	70	70.1
Insertion Loss	dB		25	26
3 dB Bandwidth	MHz	20.4	20.6	
45 dB Bandwidth	MHz		22.12	22.2
Passband Variation	dB		1	1.5
Absolute Delay	usec		2.4	
Ultimate Rejection	dB	50	52	
Substrate Material		128-LiNbO3		
Ambient Temperature	°C	25		
Package Size		DIP2212 (22.7x12.7x5.2mm ³)		

Notes:

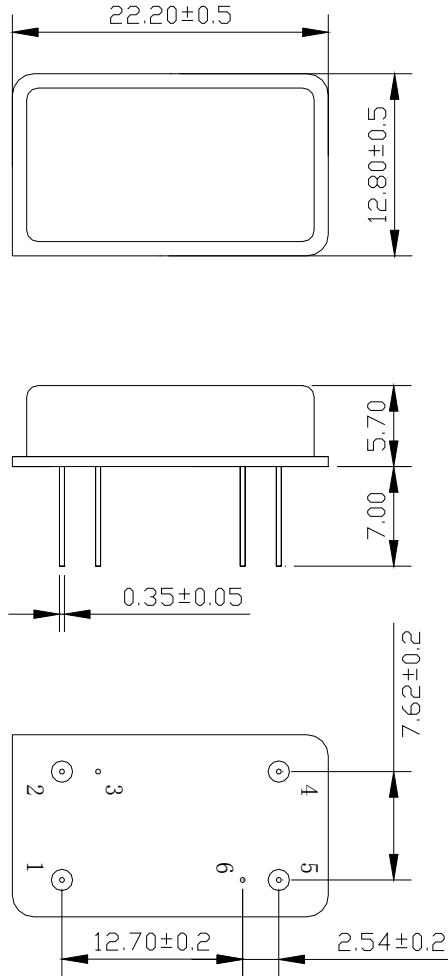
1. All specifications are based on the test circuit shown
2. In production, devices will be tested at room temperature to a guardbanded specification to ensure electrical compliance over temperature
3. Electrical margin has been built into the design to account for the variations due to temperature drift and manufacturing tolerances
4. This is the optimum impedance in order to achieve the performance show

Matching Configuration




	SIPAT Co., Ltd. (CETC No. 26 Research Institute) Nanping Huayuan Road No. 14 Chongqing, China, 400060	Part Number	LBN7044	
		Rev. Date	2005-6-13	
		Rev.	2.0	Page 1/3

Package Dimension

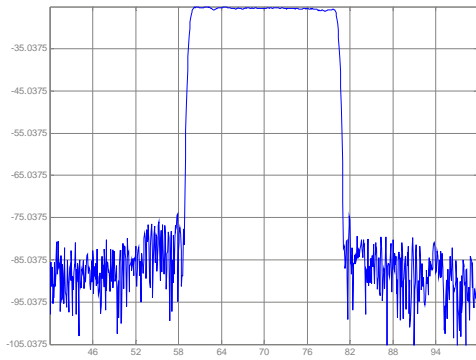


Input:1
Output:5

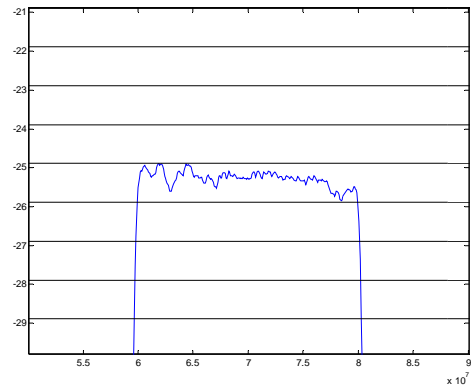
	SIPAT Co., Ltd. (CETC No. 26 Research Institute) Nanping Huayuan Road No. 14 Chongqing, China, 400060	Part Number	LBN7044	
		Rev. Date	2005-6-13	
		Rev.	2.0	Page

Typical Performance

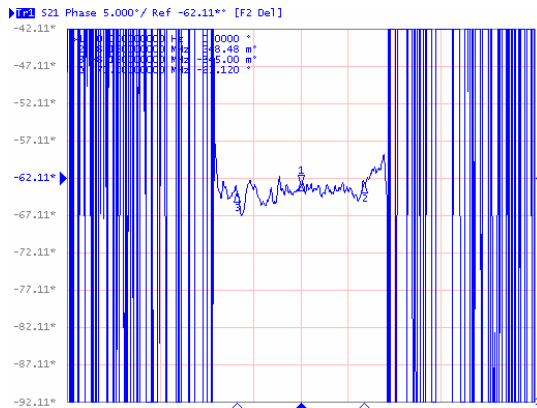
Frequency Respond



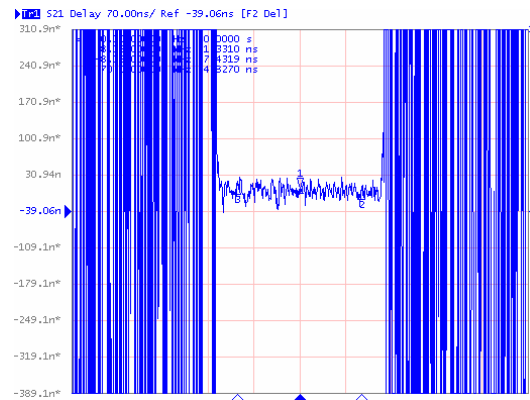
Passband Respond



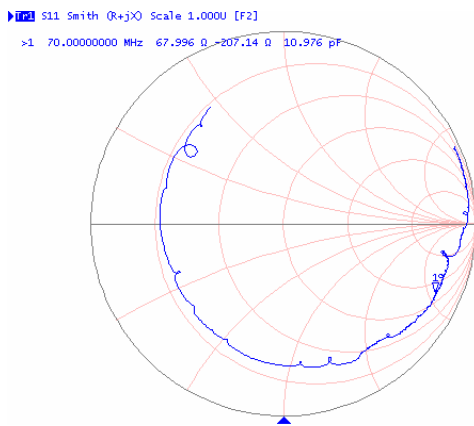
Phase Linearity(f0±8.16MHz)



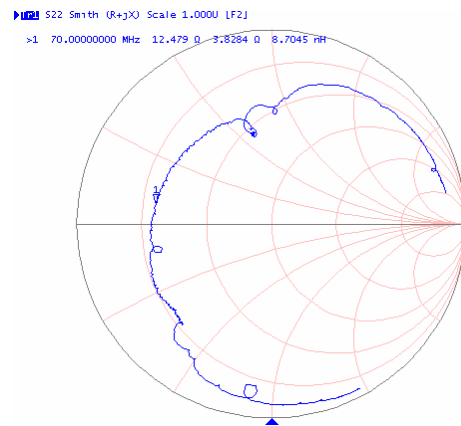
Group Delay Variation(f0±8.16MHz)




Smith Chart S11



Smith Chart S22



	SIPAT Co., Ltd. (CETC No. 26 Research Institute) Nanping Huayuan Road No. 14 Chongqing, China, 400060	Part Number	LBN7044	
		Rev. Date	2005-6-13	
		Rev.	2.0	Page