

# DATA SHEET

## **BFG11W/X** NPN 2 GHz power transistor

Product specification  
Supersedes data of September 1995  
File under Discrete Semiconductors, SC14

1996 Jun 04

**NPN 2 GHz power transistor****BFG11W/X****FEATURES**

- High power gain
- High efficiency
- Small size discrete power amplifier
- 1.9 GHz operating area
- Gold metallization ensures excellent reliability
- Linear and non-linear operation.

**APPLICATIONS**

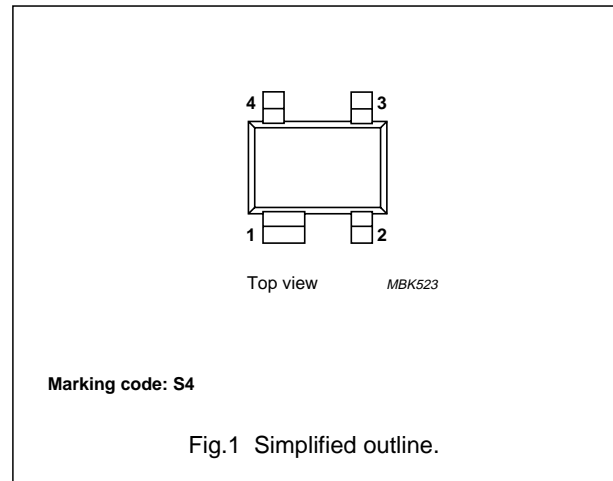
- Common emitter class-AB operation in handheld radio equipment at 1.9 GHz such as DECT, PHS.
- Driver for DCS 1800.

**DESCRIPTION**

NPN silicon planar epitaxial transistor encapsulated in a plastic 4-pin dual-emitter SOT343 package.

**PINNING - SOT343**

PIN	DESCRIPTION
1	collector
2	emitter
3	base
4	emitter

**QUICK REFERENCE DATA**

RF performance at  $T_s \leq 60$  °C in a common-emitter test circuit.

MODE OF OPERATION	f (GHz)	$V_{CE}$ (V)	$P_L$ (mW)	$G_p$ (dB)	$\eta_c$ (%)
Pulsed, class-AB, $\delta < 1 : 2$ ; $t_p = 5$ ms	1.9	3.6	400	$\geq 6$	$\geq 60$

## NPN 2 GHz power transistor

BFG11W/X

## LIMITING VALUES

In accordance with the Absolute Maximum Rating System (IEC 134).

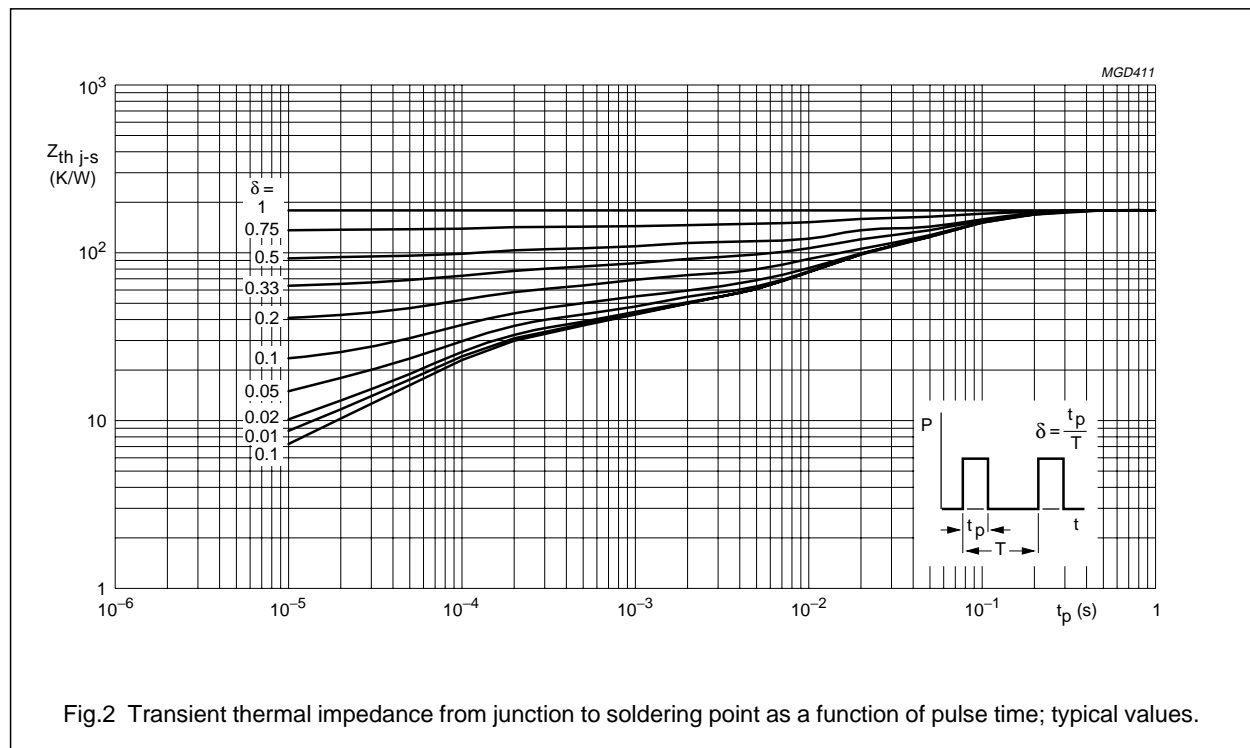
SYMBOL	PARAMETER	CONDITIONS	MIN.	MAX.	UNIT
$V_{CBO}$	collector-base voltage	open emitter	–	20	V
$V_{CEO}$	collector-emitter voltage	open base	–	8	V
$V_{EBO}$	emitter-base voltage	open collector	–	2.5	V
$I_C$	collector current (DC)		–	500	mA
$P_{tot}$	total power dissipation	up to $T_s = 60\text{ °C}$ ; note 1	–	760	mW
$T_{stg}$	storage temperature		–65	+150	°C
$T_j$	junction temperature		–	175	°C

## THERMAL CHARACTERISTICS

SYMBOL	PARAMETER	CONDITIONS	VALUE	UNIT
$R_{th\ j-s}$	thermal resistance from junction to soldering point	up to $T_s = 60\text{ °C}$ ; $P_{tot} = 760\text{ mW}$ ; note 1	150	K/W

## Note to the Limiting values and Thermal characteristics

- $T_s$  is the temperature at the soldering point of the collector tab.



## NPN 2 GHz power transistor

BFG11W/X

## CHARACTERISTICS

 $T_j = 25\text{ }^\circ\text{C}$  unless otherwise specified.

SYMBOL	PARAMETER	CONDITIONS	MIN.	MAX.	UNIT
$V_{(BR)CBO}$	collector-base breakdown voltage	$I_C = 0.1\text{ mA}$ ; open emitter	20	–	V
$V_{(BR)CEO}$	collector-emitter breakdown voltage	$I_C = 10\text{ mA}$ ; open base	8	–	V
$V_{(BR)EBO}$	emitter-base breakdown voltage	$I_E = 0.1\text{ mA}$ ; open collector	2.5	–	V
$I_{CES}$	collector cut-off current	$V_{CE} = 8\text{ V}$ ; $V_{BE} = 0$	–	100	$\mu\text{A}$
$h_{FE}$	DC current gain	$V_{CE} = 5\text{ V}$ ; $I_C = 100\text{ mA}$	25	–	
$C_C$	collector capacitance	$V_{CB} = 3.6\text{ V}$ ; $I_E = i_e = 0$ ; $f = 1\text{ MHz}$	–	5	pF
$C_{re}$	feedback capacitance	$V_{CE} = 3.6\text{ V}$ ; $I_C = 0$ ; $f = 1\text{ MHz}$	–	4	pF

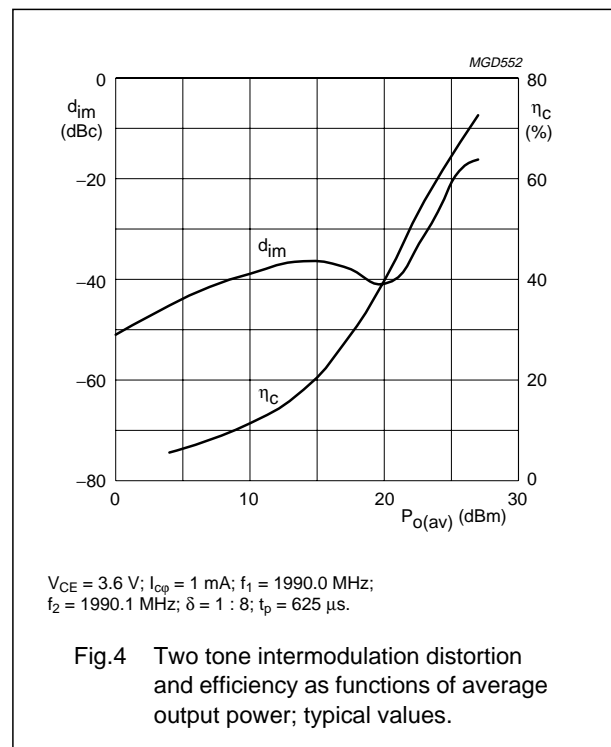
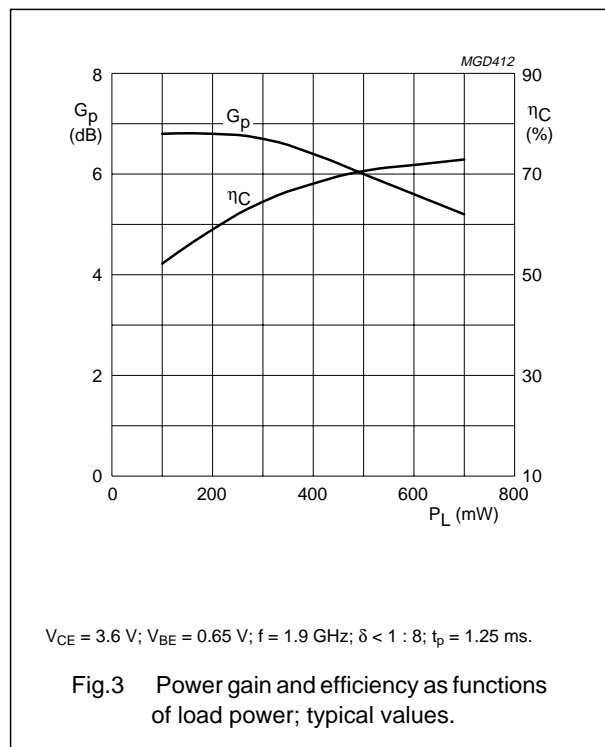
## APPLICATION INFORMATION

RF performance at  $T_s \leq 60\text{ }^\circ\text{C}$  in a common-emitter test circuit.

MODE OF OPERATION	f (GHz)	$V_{CE}$ (V)	$I_{CQ}$ (mA)	$P_L$ (mW)	$G_p$ (dB)	$\eta_c$ (%)
Pulsed, class-AB, $\delta < 1 : 2$ ; $t_p = 5\text{ ms}$	1.9	3.6	1	400	$\geq 6$	$\geq 60$

## Ruggedness in class-AB operation

The transistors are capable of withstanding a load mismatch corresponding to  $V_{SWR} = 8 : 1$  through all phases, at rated output power under pulsed conditions at  $f = 1.9\text{ GHz}$ :  $t_p = 1.25\text{ ms}$ ,  $\delta = 1 : 8$  at  $V_{CE} = 7\text{ V}$  and  $t_p = 5\text{ ms}$ ,  $\delta = 1 : 2$  at  $V_{CE} = 4.5\text{ V}$ .



## NPN 2 GHz power transistor

BFG11W/X

## List of components used in test circuit (see Figs 5 and 6)

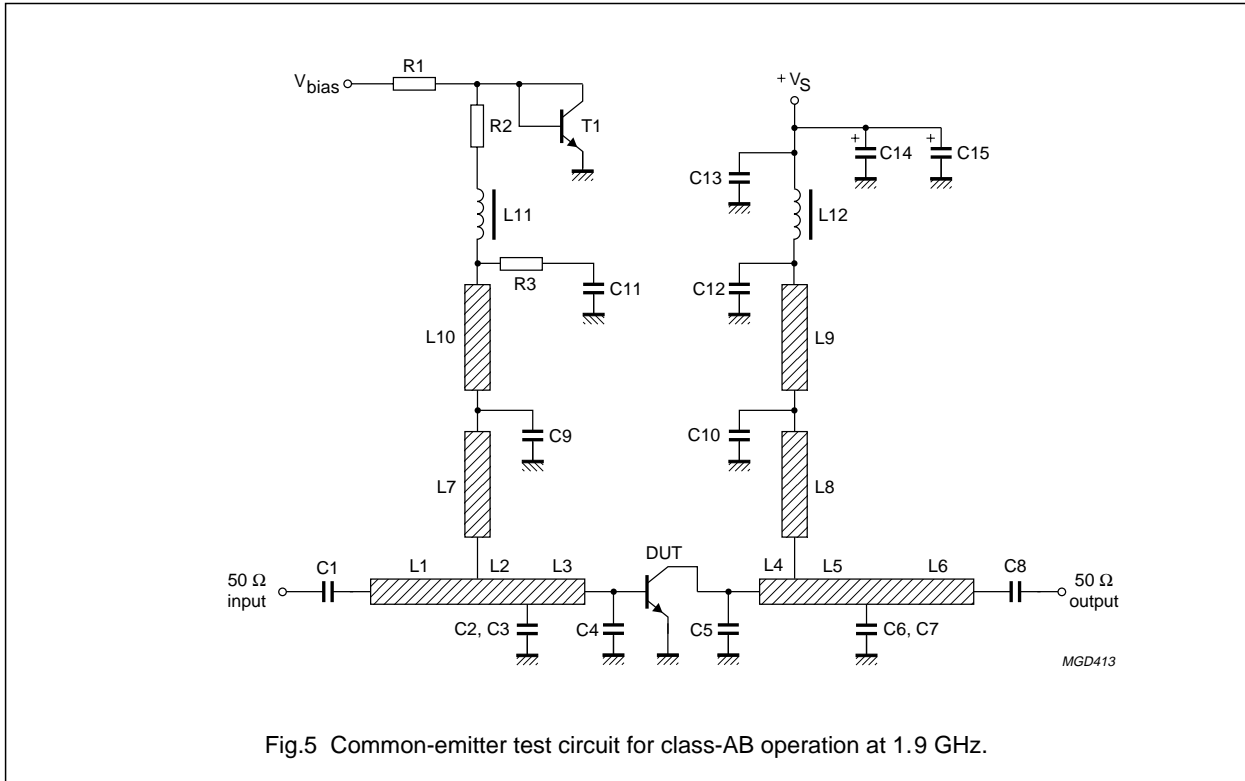
COMPONENT	DESCRIPTION	VALUE	DIMENSIONS	CATALOGUE NO.
C1, C8, C9, C10	multilayer ceramic chip capacitor; note 1	24 pF		
C2, C3	multilayer ceramic chip capacitor; note 1	2 pF		
C4	multilayer ceramic chip capacitor; note 1	1.2 pF		
C5	multilayer ceramic chip capacitor; note 1	0.2 pF		
C6, C7,	multilayer ceramic chip capacitor; note 1	1.3 pF		
C11, C12, C13	multilayer ceramic chip capacitor; note 1	10 nF		
C14, C15	electrolytic capacitor	470 $\mu$ F; 10 V		2222 032 14152
L1	stripline; note 2		length 22.5 mm width 0.9 mm	
L2	stripline; note 2		length 6 mm width 0.9 mm	
L3	stripline; note 2		length 1 mm width 0.9 mm	
L4	stripline; note 2		length 2.5 mm width 0.9 mm	
L5	stripline; note 2		length 4.5 mm width 0.9 mm	
L6	stripline; note 2		length 24.5 mm width 0.9 mm	
L7	stripline; note 2		length 20 mm width 0.9 mm	
L8	stripline; note 2		length 10.5 mm width 0.9 mm	
L9	stripline; note 2		length 4.4 mm width 0.4 mm	
L10	stripline; note 2		length 19.7 mm width 0.4 mm	
L11, L12	RF choke	1 $\mu$ H		4330 030 36301
R1	metal film resistor	78.7 $\Omega$ ; 0.4 W		
R2	metal film resistor	38.3 $\Omega$ ; 0.4 W		
R3	metal film resistor	10 $\Omega$ ; 0.4 W		
T1	bias transistor	BC548; note 3		

## Notes

1. American Technical Ceramics (ATC) capacitor, type 100A or other capacitor of the same quality.
2. The striplines are on a double copper-clad printed-circuit board with PTFE fibre-glass dielectric  $\epsilon_r = 6.15$ ;  $\tan \delta = 0.0019$ ; thickness = 0.64 mm; copper cladding = 35  $\mu$ m.
3. Or equivalent ( $V_{BE} = 0.65$  V at  $T_{amb} = 25$  °C).

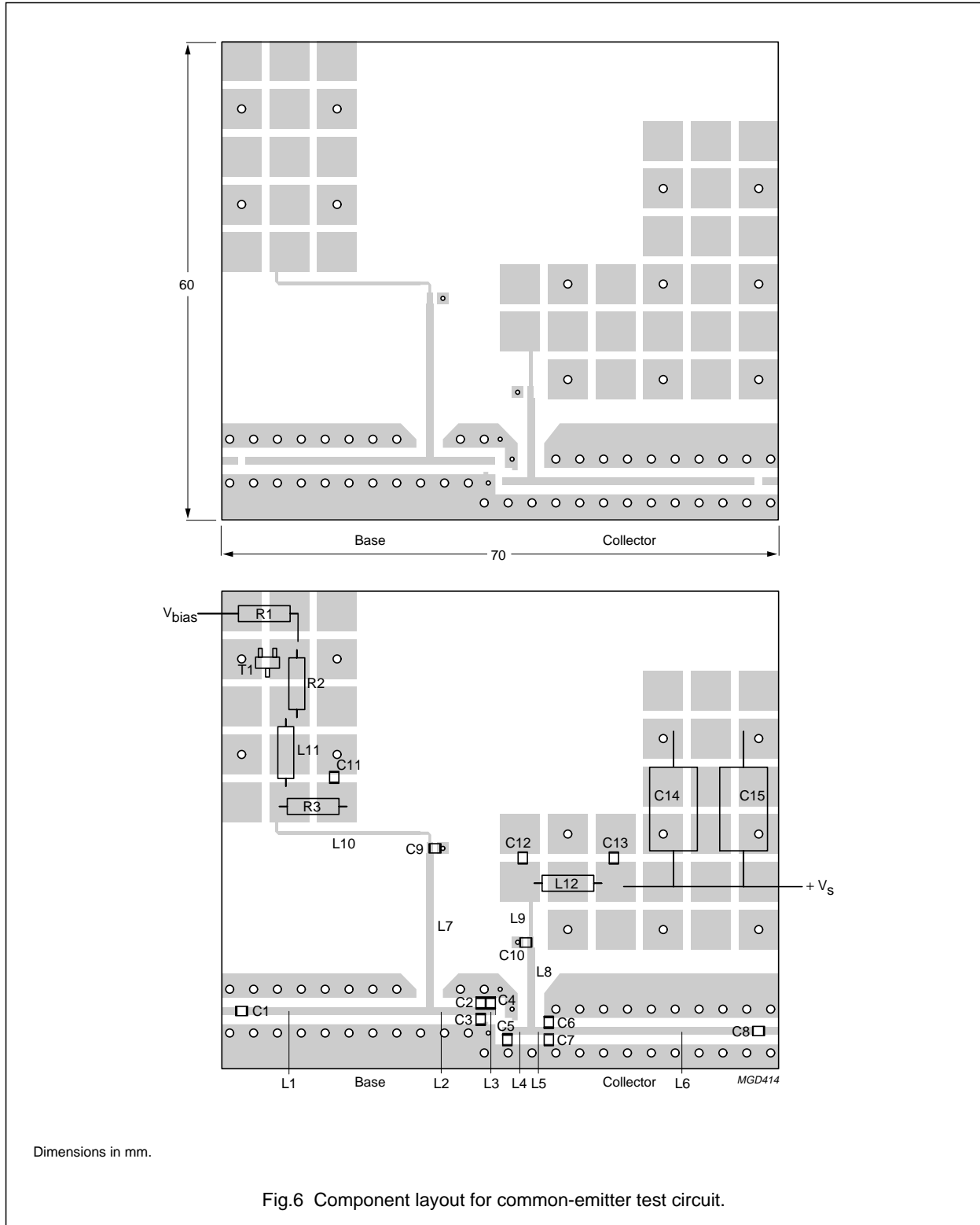
NPN 2 GHz power transistor

BFG11W/X



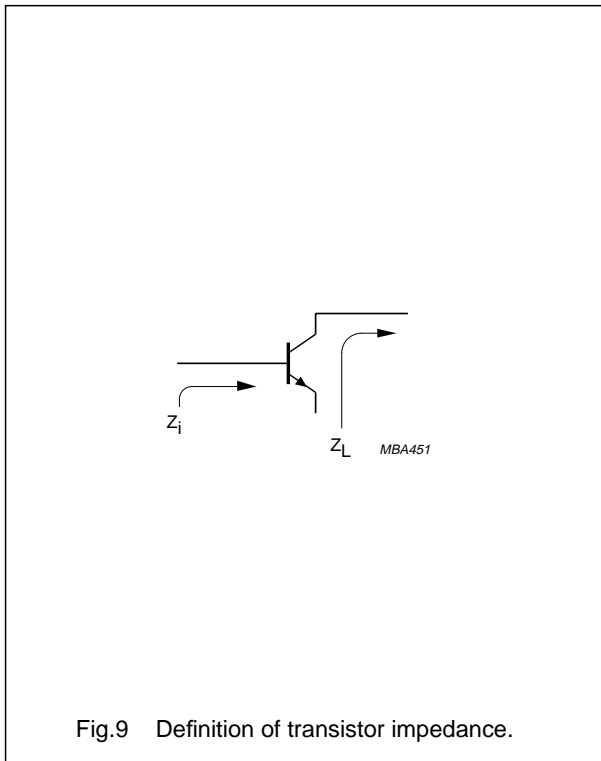
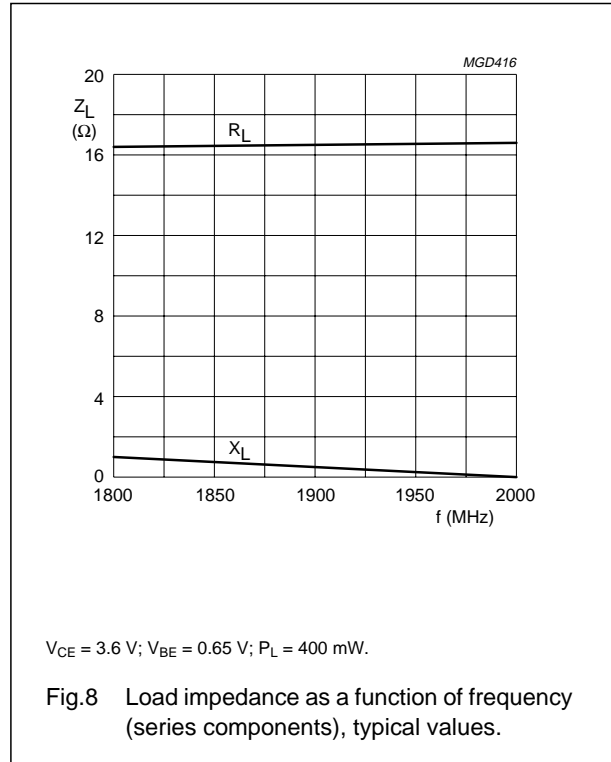
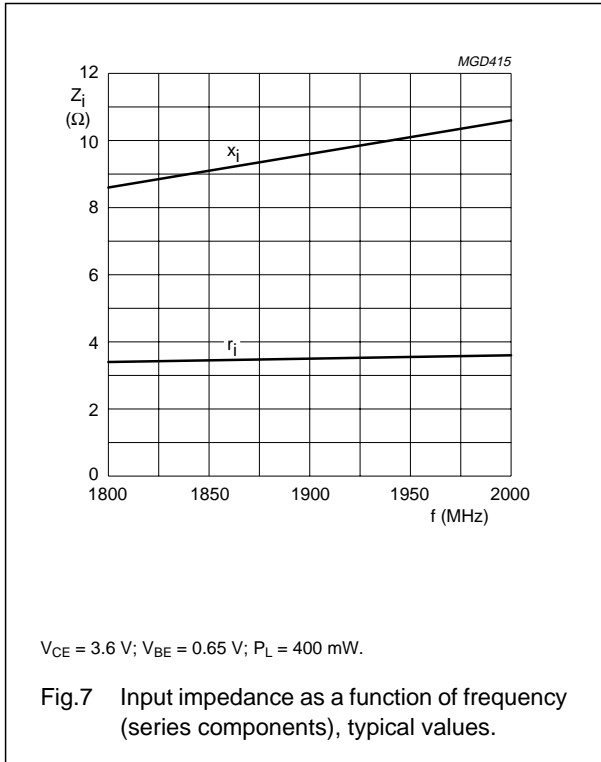
NPN 2 GHz power transistor

BFG11W/X



NPN 2 GHz power transistor

BFG11W/X

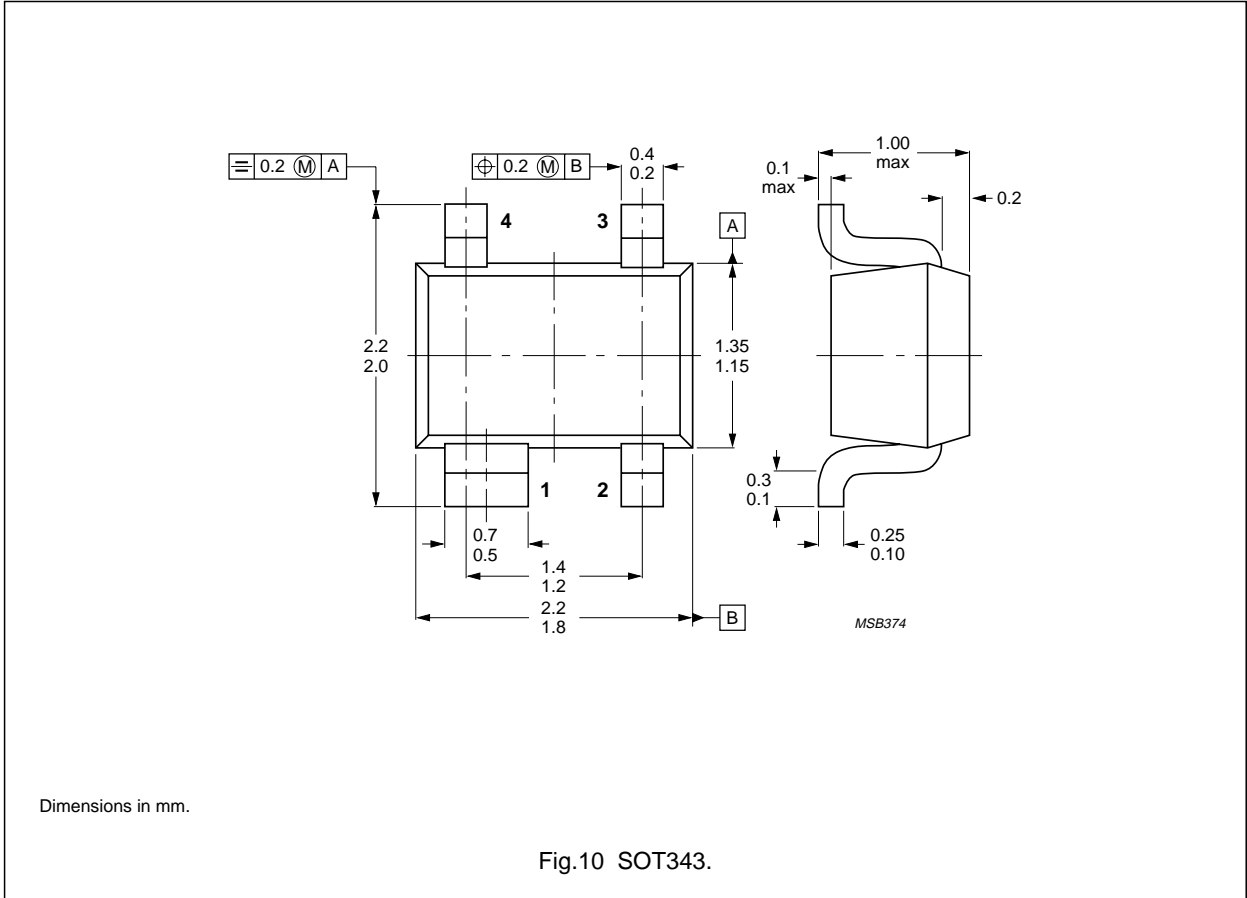




NPN 2 GHz power transistor

BFG11W/X

PACKAGE OUTLINE



## NPN 2 GHz power transistor

BFG11W/X

**DEFINITIONS**

<b>Data Sheet Status</b>	
Objective specification	This data sheet contains target or goal specifications for product development.
Preliminary specification	This data sheet contains preliminary data; supplementary data may be published later.
Product specification	This data sheet contains final product specifications.
<b>Limiting values</b>	
Limiting values given are in accordance with the Absolute Maximum Rating System (IEC 134). Stress above one or more of the limiting values may cause permanent damage to the device. These are stress ratings only and operation of the device at these or at any other conditions above those given in the Characteristics sections of the specification is not implied. Exposure to limiting values for extended periods may affect device reliability.	
<b>Application information</b>	
Where application information is given, it is advisory and does not form part of the specification.	

**LIFE SUPPORT APPLICATIONS**

These products are not designed for use in life support appliances, devices, or systems where malfunction of these products can reasonably be expected to result in personal injury. Philips customers using or selling these products for use in such applications do so at their own risk and agree to fully indemnify Philips for any damages resulting from such improper use or sale.

---

NPN 2 GHz power transistor

BFG11W/X

---

**NOTES**

# Philips Semiconductors – a worldwide company

**Argentina:** see South America

**Australia:** 34 Waterloo Road, NORTH RYDE, NSW 2113,  
Tel. +61 2 805 4455, Fax. +61 2 805 4466

**Austria:** Computerstr. 6, A-1101 WIEN, P.O. Box 213,  
Tel. +43 1 60 101, Fax. +43 1 60 101 1210

**Belarus:** Hotel Minsk Business Center, Bld. 3, r. 1211, Volodarski Str. 6,  
220050 MINSK, Tel. +375 172 200 733, Fax. +375 172 200 773

**Belgium:** see The Netherlands

**Brazil:** see South America

**Bulgaria:** Philips Bulgaria Ltd., Energoproject, 15th floor,  
51 James Bourchier Blvd., 1407 SOFIA,  
Tel. +359 2 689 211, Fax. +359 2 689 102

**Canada:** PHILIPS SEMICONDUCTORS/COMPONENTS,  
Tel. +1 800 234 7381, Fax. +1 708 296 8556

**China/Hong Kong:** 501 Hong Kong Industrial Technology Centre,  
72 Tat Chee Avenue, Kowloon Tong, HONG KONG,  
Tel. +852 2319 7888, Fax. +852 2319 7700

**Colombia:** see South America

**Czech Republic:** see Austria

**Denmark:** Prags Boulevard 80, PB 1919, DK-2300 COPENHAGEN S,  
Tel. +45 32 88 2636, Fax. +45 31 57 1949

**Finland:** Sinikalliontie 3, FIN-02630 ESPOO,  
Tel. +358 615 800, Fax. +358 615 80920

**France:** 4 Rue du Port-aux-Vins, BP317, 92156 SURESNES Cedex,  
Tel. +33 1 40 99 6161, Fax. +33 1 40 99 6427

**Germany:** Hammerbrookstraße 69, D-20097 HAMBURG,  
Tel. +49 40 23 52 60, Fax. +49 40 23 536 300

**Greece:** No. 15, 25th March Street, GR 17778 TAVROS,  
Tel. +30 1 4894 339/911, Fax. +30 1 4814 240

**Hungary:** see Austria

**India:** Philips INDIA Ltd, Shivsagar Estate, A Block, Dr. Annie Besant Rd.  
Worli, MUMBAI 400 018, Tel. +91 22 4938 541, Fax. +91 22 4938 722

**Indonesia:** see Singapore

**Ireland:** Newstead, Clonskeagh, DUBLIN 14,  
Tel. +353 1 7640 000, Fax. +353 1 7640 200

**Israel:** RAPAC Electronics, 7 Kehilat Saloniki St, TEL AVIV 61180,  
Tel. +972 3 645 0444, Fax. +972 3 648 1007

**Italy:** PHILIPS SEMICONDUCTORS, Piazza IV Novembre 3,  
20124 MILANO, Tel. +39 2 6752 2531, Fax. +39 2 6752 2557

**Japan:** Philips Bldg 13-37, Kohnan 2-chome, Minato-ku, TOKYO 108,  
Tel. +81 3 3740 5130, Fax. +81 3 3740 5077

**Korea:** Philips House, 260-199 Itaewon-dong, Yongsan-ku, SEOUL,  
Tel. +82 2 709 1412, Fax. +82 2 709 1415

**Malaysia:** No. 76 Jalan Universiti, 46200 PETALING JAYA, SELANGOR,  
Tel. +60 3 750 5214, Fax. +60 3 757 4880

**Mexico:** 5900 Gateway East, Suite 200, EL PASO, TEXAS 79905,  
Tel. +1 800 234 7381, Fax. +1 708 296 8556

**Middle East:** see Italy

**Netherlands:** Postbus 90050, 5600 PB EINDHOVEN, Bldg. VB,  
Tel. +31 40 27 83749, Fax. +31 40 27 88399

**New Zealand:** 2 Wagener Place, C.P.O. Box 1041, AUCKLAND,  
Tel. +64 9 849 4160, Fax. +64 9 849 7811

**Norway:** Box 1, Manglerud 0612, OSLO,  
Tel. +47 22 74 8000, Fax. +47 22 74 8341

**Philippines:** Philips Semiconductors Philippines Inc.,  
106 Valero St. Salcedo Village, P.O. Box 2108 MCC, MAKATI,  
Metro MANILA, Tel. +63 2 816 6380, Fax. +63 2 817 3474

**Poland:** Ul. Lukiska 10, PL 04-123 WARSZAWA,  
Tel. +48 22 612 2831, Fax. +48 22 612 2327

**Portugal:** see Spain

**Romania:** see Italy

**Russia:** Philips Russia, Ul. Usatcheva 35A, 119048 MOSCOW,  
Tel. +7 095 926 5361, Fax. +7 095 564 8323

**Singapore:** Lorong 1, Toa Payoh, SINGAPORE 1231,  
Tel. +65 350 2538, Fax. +65 251 6500

**Slovakia:** see Austria

**Slovenia:** see Italy

**South Africa:** S.A. PHILIPS Pty Ltd., 195-215 Main Road Martindale,  
2092 JOHANNESBURG, P.O. Box 7430 Johannesburg 2000,  
Tel. +27 11 470 5911, Fax. +27 11 470 5494

**South America:** Rua do Rocio 220 - 5th floor, Suite 51,  
CEP: 04552-903-SÃO PAULO-SP, Brazil, P.O. Box 7383 (01064-970),  
Tel. +55 11 821 2333, Fax. +55 11 829 1849

**Spain:** Balmes 22, 08007 BARCELONA,  
Tel. +34 3 301 6312, Fax. +34 3 301 4107

**Sweden:** Kottbygatan 7, Akalla, S-16485 STOCKHOLM,  
Tel. +46 8 632 2000, Fax. +46 8 632 2745

**Switzerland:** Allmendstrasse 140, CH-8027 ZÜRICH,  
Tel. +41 1 488 2686, Fax. +41 1 481 7730

**Taiwan:** PHILIPS TAIWAN Ltd., 23-30F, 66,  
Chung Hsiao West Road, Sec. 1, P.O. Box 22978,  
TAIPEI 100, Tel. +886 2 382 4443, Fax. +886 2 382 4444

**Thailand:** PHILIPS ELECTRONICS (THAILAND) Ltd.,  
209/2 Sanpavuth-Bangna Road Prakanong, BANGKOK 10260,  
Tel. +66 2 745 4090, Fax. +66 2 398 0793

**Turkey:** Talatpasa Cad. No. 5, 80640 GÜLTEPE/ISTANBUL,  
Tel. +90 212 279 2770, Fax. +90 212 282 6707

**Ukraine:** PHILIPS UKRAINE, 2A Akademika Koroleva str., Office 165,  
252148 KIEV, Tel. +380 44 476 0297/1642, Fax. +380 44 476 6991

**United Kingdom:** Philips Semiconductors Ltd., 276 Bath Road, Hayes,  
MIDDLESEX UB3 5BX, Tel. +44 181 730 5000, Fax. +44 181 754 8421

**United States:** 811 East Arques Avenue, SUNNYVALE, CA 94088-3409,  
Tel. +1 800 234 7381, Fax. +1 708 296 8556

**Uruguay:** see South America

**Vietnam:** see Singapore

**Yugoslavia:** PHILIPS, Trg N. Pasica 5/v, 11000 BEOGRAD,  
Tel. +381 11 825 344, Fax. +381 11 635 777

**For all other countries apply to:** Philips Semiconductors, Marketing & Sales Communications, Building BE-p, P.O. Box 218, 5600 MD EINDHOVEN, The Netherlands, Fax. +31 40 27 24825

**Internet:** <http://www.semiconductors.philips.com/ps/>

© Philips Electronics N.V. 1996

SCA49

All rights are reserved. Reproduction in whole or in part is prohibited without the prior written consent of the copyright owner.

The information presented in this document does not form part of any quotation or contract, is believed to be accurate and reliable and may be changed without notice. No liability will be accepted by the publisher for any consequence of its use. Publication thereof does not convey nor imply any license under patent- or other industrial or intellectual property rights.

Printed in The Netherlands

127101/1200/02/pp12

Date of release: 1996 Jun 04

Document order number: 9397 750 00883

*Let's make things better.*

**Philips**  
**Semiconductors**



**PHILIPS**