

<b>SANYO</b>	No.3879	<b>2SA1827/2SC4731</b>
		PNP/NPN Epitaxial Planar Silicon Transistors 100V/4A Switching Applications

**Applications**

- Relay drivers, high-speed inverters, converters, and other general high-current switching applications.

**Features**

- Low collector-to-emitter saturation voltage.
- High Gain-Bandwidth Product.
- Excellent linearity of DC Current Gain.
- Fast switching speed.

( ) : 2SA1827

**Absolute Maximum Ratings at Ta = 25°C**

			unit
Collector-to-Base Voltage	V <sub>CB0</sub>	(-)120	V
Collector-to-Emitter Voltage	V <sub>CEO</sub>	(-)100	V
Emitter-to-Base Voltage	V <sub>EBO</sub>	(-)6	V
Collector Current	I <sub>C</sub>	(-)4	A
Collector Current (Pulse)	I <sub>CP</sub>	(-)8	A
Base Current	I <sub>B</sub>	(-)0.8	A
Collector Dissipation	P <sub>C</sub>	1.5	W
Junction Temperature	T <sub>j</sub>	150	°C
Storage Temperature	T <sub>stg</sub>	-55 to +150	°C

**Electrical Characteristics at Ta = 25°C**

			min	typ	max	unit
Collector Cutoff Current	I <sub>CB0</sub>	V <sub>CB</sub> = (-)100V, I <sub>E</sub> = 0			(-)1	μA
Emitter Cutoff Current	I <sub>EBO</sub>	V <sub>EB</sub> = (-)4V, I <sub>C</sub> = 0			(-)1	μA
DC Current Gain	h <sub>FE</sub> (1)	V <sub>CE</sub> = (-)5V, I <sub>C</sub> = (-)500mA	100*		400*	
	h <sub>FE</sub> (2)	V <sub>CE</sub> = (-)5V, I <sub>C</sub> = (-)3A	40			
Gain-Bandwidth Product	f <sub>T</sub>	V <sub>CE</sub> = (-)10V, I <sub>C</sub> = (-)500mA	(130)180			MHz
Output Capacitance	C <sub>ob</sub>	V <sub>CB</sub> = (-)10V, f = 1MHz	(65)40			pF

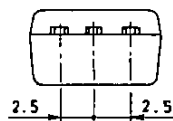
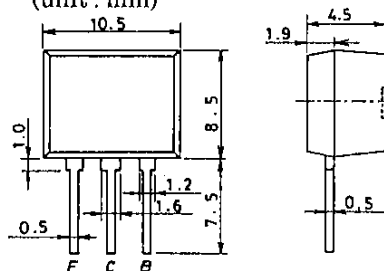
Continued on next page.

\* : The 2SA1827/2SC4731 are classified by 500mA h<sub>FE</sub> as follows

100 R	200	140 S	280	200 T	400
-------	-----	-------	-----	-------	-----

**Package Dimensions 2084**

(unit : mm)



E : Emitter  
C : Collector  
B : Base

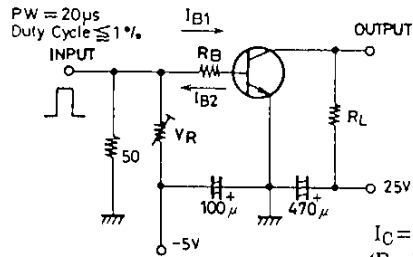
SANYO : FLP

## 2SA1827/2SC4731

Continued from preceding page.

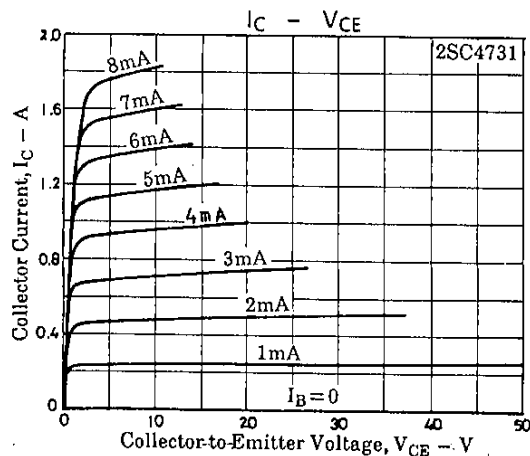
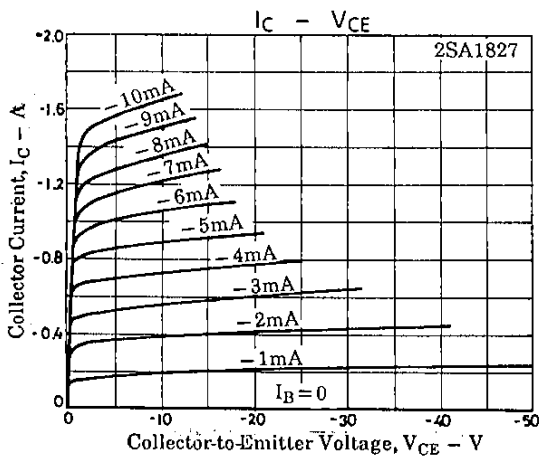
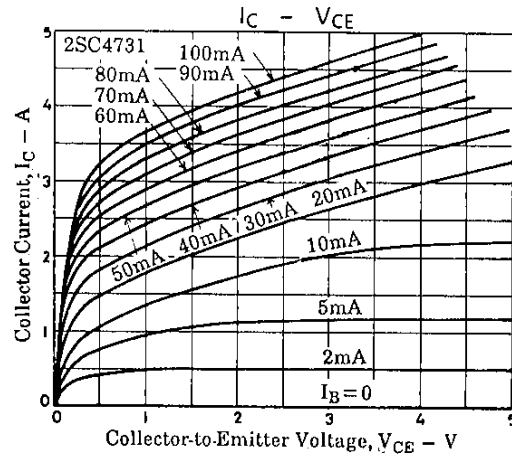
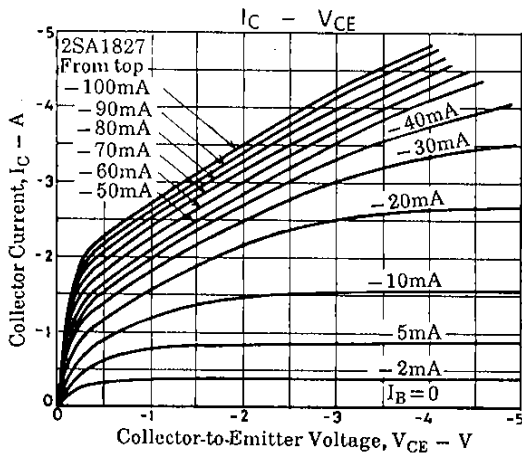
			min	typ	max	unit
C-E Saturation Voltage	$V_{CE(sat)}$	$I_C = (-)2A, I_B = (-)0.2A$		(-200)	(-500)	mV
B-E Saturation Voltage	$V_{BE(sat)}$	$I_C = (-)2A, I_B = (-)0.2A$		150	400	mV
C-B Breakdown Voltage	$V_{(BR)CBO}$	$I_C = (-)10\mu A, I_E = 0$	(-)	120		V
C-E Breakdown Voltage	$V_{(BR)CEO}$	$I_C = (-)1mA, R_{BE} = \infty$	(-)	100		V
E-B Breakdown Voltage	$V_{(BR)EBO}$	$I_E = (-)10\mu A, I_C = 0$	(-)	6		V
Turn-on Time	$t_{on}$	See specified Test Circuit.		100		ns
Storage Time	$t_{stg}$	"		(800)900		ns
Fall Time	$t_f$	"		50		ns

### Switching Time Test Circuit

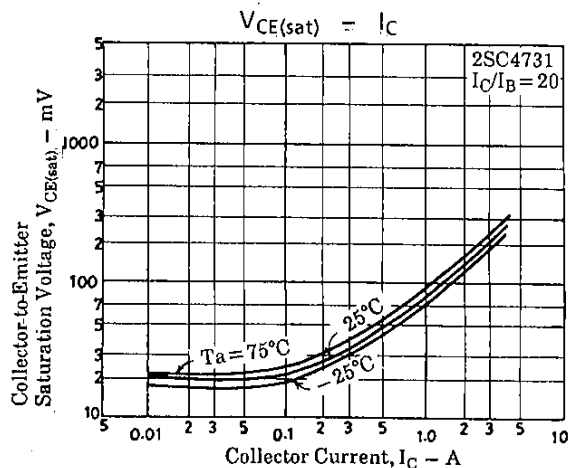
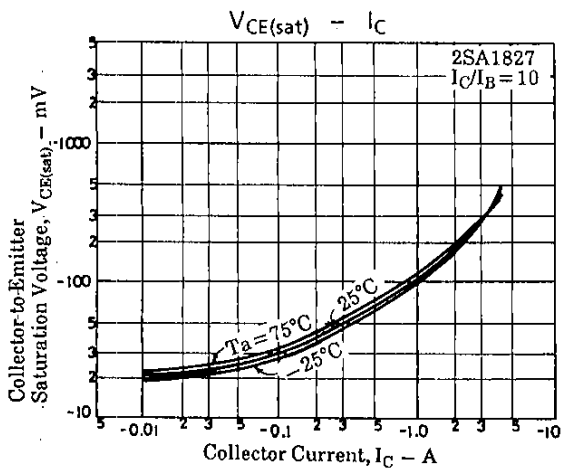
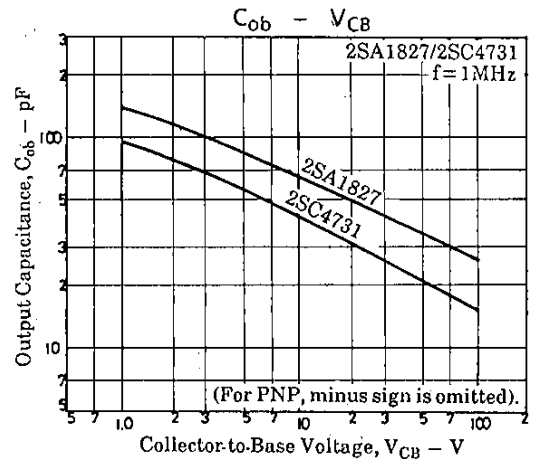
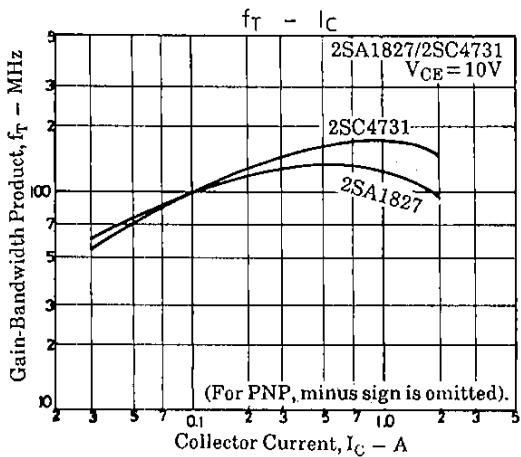
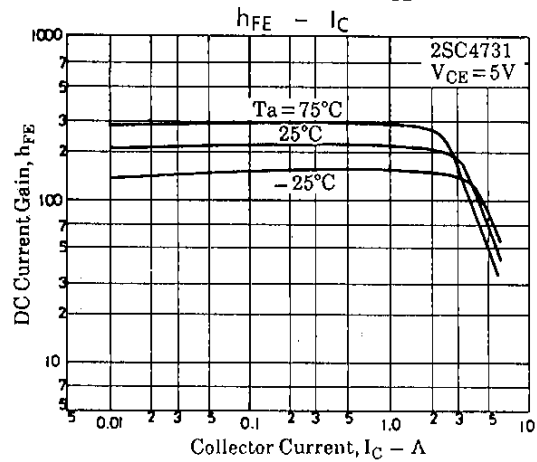
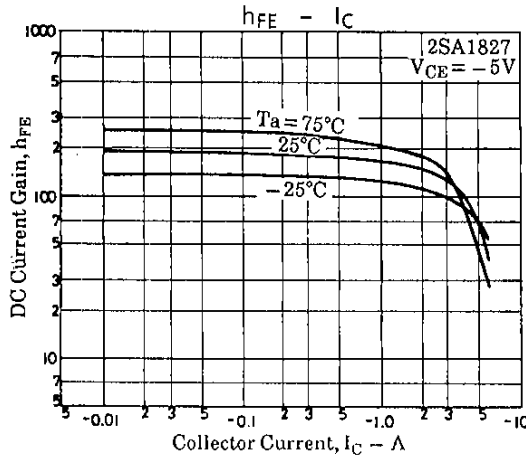
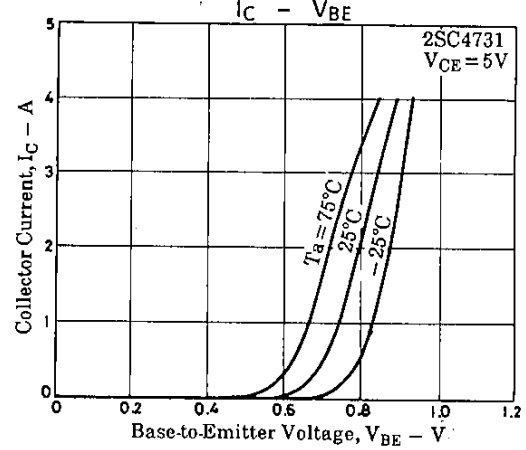
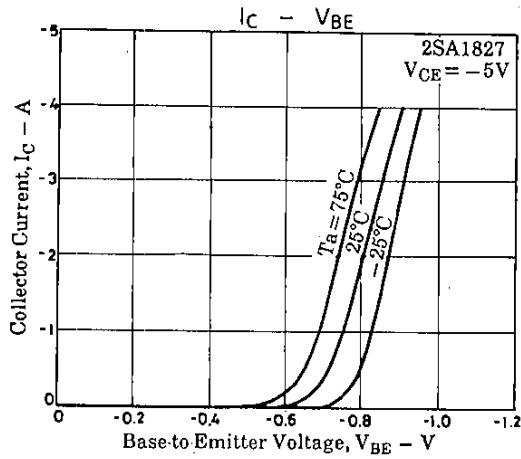


$I_C = 10I_{B1} = -10I_{B2} = 2A$   
(For PNP, the polarity is reversed).

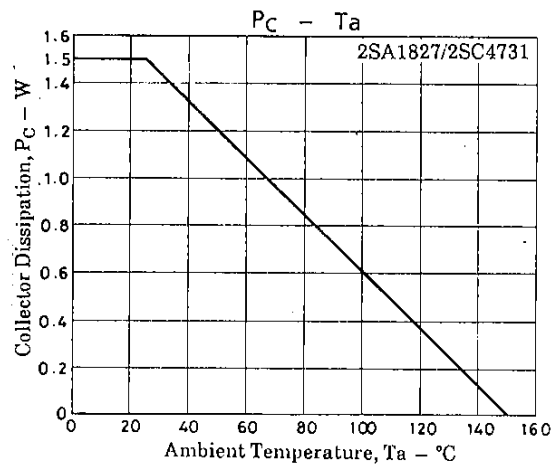
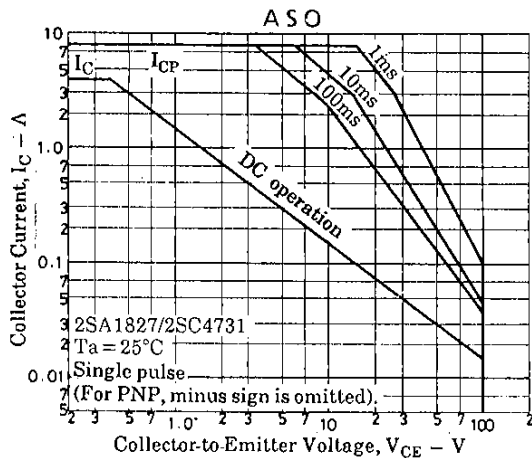
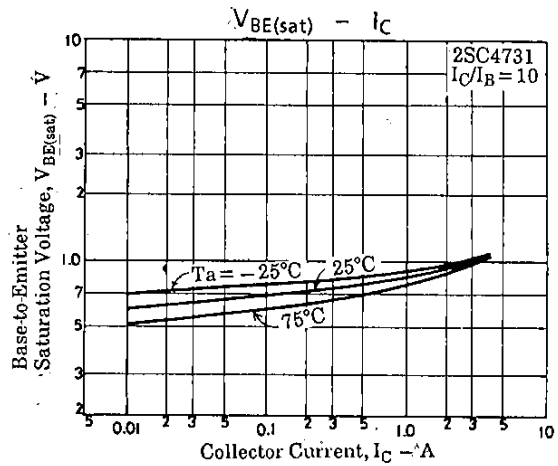
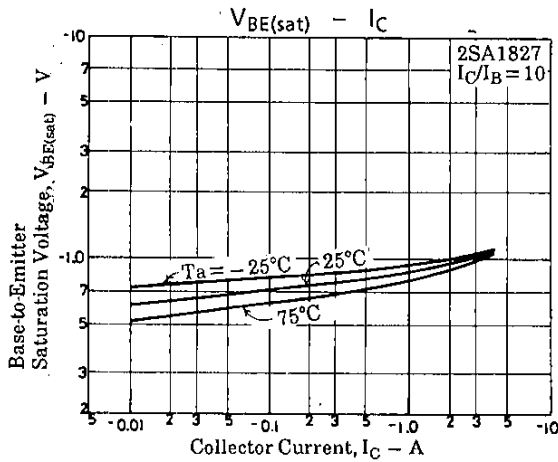
Unit (resistance:  $\Omega$ , capacitance: F)



2SA1827/2SC4731



2SA1827/2SC4731



- No products described or contained herein are intended for use in surgical implants, life-support systems, aerospace equipment, nuclear power control systems, vehicles, disaster/crime-prevention equipment and the like, the failure of which may directly or indirectly cause injury, death or property loss.
- Anyone purchasing any products described or contained herein for an above-mentioned use shall:
  - ① Accept full responsibility and indemnify and defend SANYO ELECTRIC CO., LTD., its affiliates, subsidiaries and distributors and all their officers and employees, jointly and severally, against any and all claims and litigation and all damages, cost and expenses associated with such use;
  - ② Not impose any responsibility for any fault or negligence which may be cited in any such claim or litigation on SANYO ELECTRIC CO., LTD., its affiliates, subsidiaries and distributors or any of their officers and employees jointly or severally.
- Information (including circuit diagrams and circuit parameters) herein is for example only; it is not guaranteed for volume production. SANYO believes information herein is accurate and reliable, but no guarantees are made or implied regarding its use or any infringements of intellectual property rights or other rights of third parties.