

TOSHIBA TRANSISTOR SILICON PNP EPITAXIAL TYPE

2SA1771

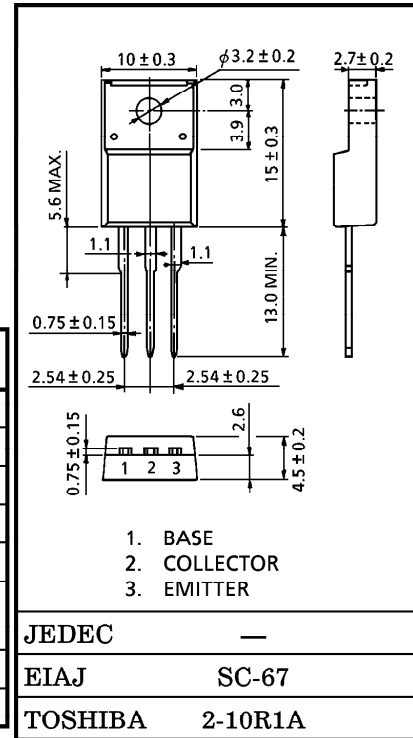
HIGH CURRENT SWITCHING APPLICATIONS

Unit in mm

- Low Collector Saturation Voltage
: $V_{CE(sat)} = -0.4V$ (Max.) (at $I_C = -6A$)
- High Speed Switching Time : $t_{stg} = 0.6\mu s$ (Typ.)
- High Emitter-Base Breakdown Voltage
: $V_{(BR)EBO} = -14V$ (Min.)

MAXIMUM RATINGS ($T_a = 25^\circ C$)

CHARACTERISTIC	SYMBOL	RATING	UNIT
Collector-Base Voltage	V_{CBO}	-80	V
Collector-Emitter Voltage	V_{CEO}	-80	V
Emitter-Base Voltage	V_{EBO}	-14	V
Collector Current	I_C	-12	A
Base Current	I_B	-1.2	A
Collector Power Dissipation ($T_c = 25^\circ C$)	P_C	30	W
Junction Temperature	T_j	150	$^\circ C$
Storage Temperature Range	T_{stg}	-55~150	$^\circ C$



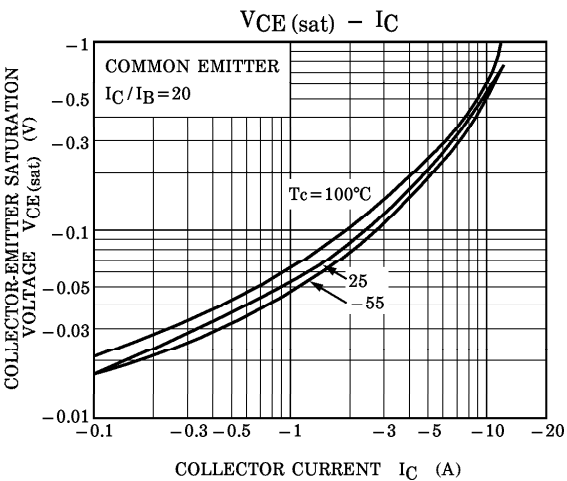
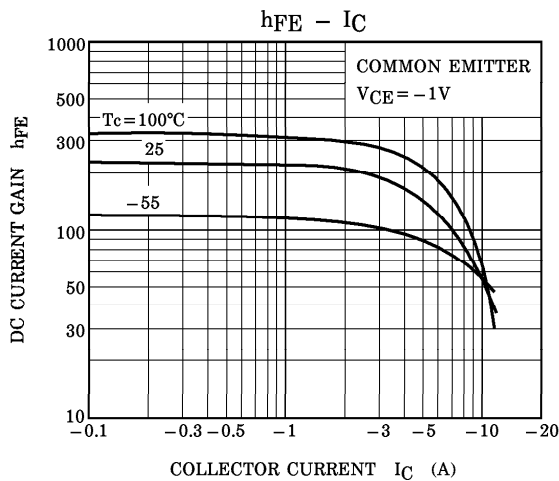
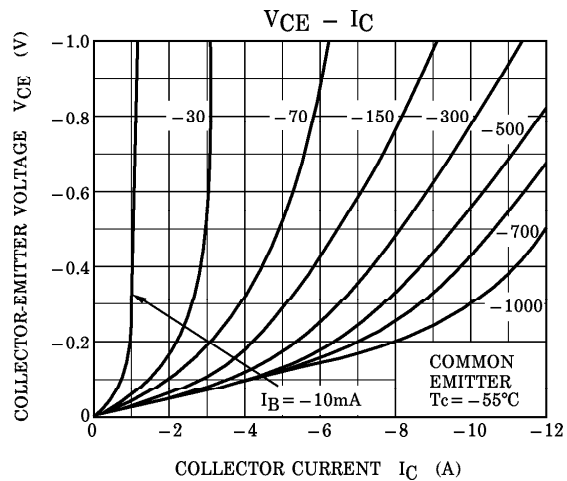
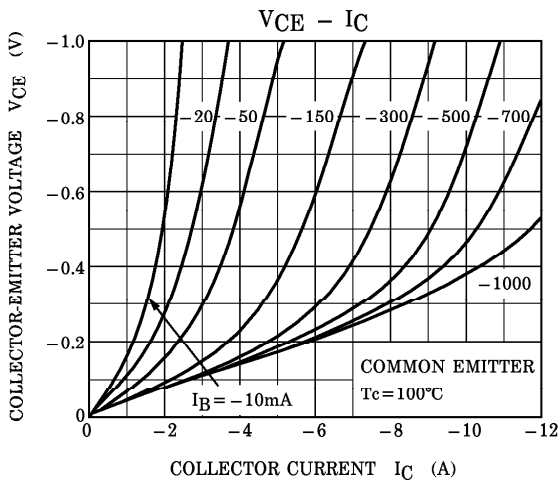
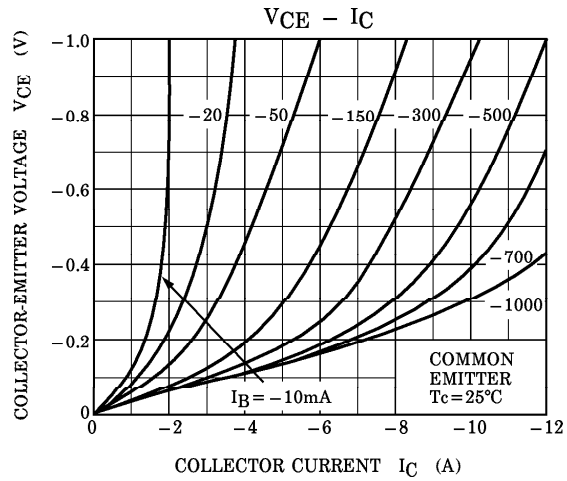
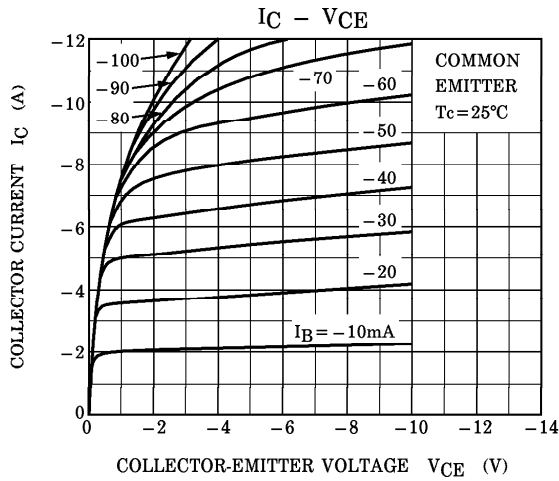
Weight : 1.7g

ELECTRICAL CHARACTERISTICS ($T_a = 25^\circ C$)

CHARACTERISTIC		SYMBOL	TEST CONDITION	MIN.	TYP.	MAX.	UNIT
Collector Cut-off Current		I_{CBO}	$V_{CB} = -80V, I_E = 0$	—	—	-10	μA
Emitter Cut-off Current		I_{EBO}	$V_{EB} = -14V, I_C = 0$	—	—	-10	μA
Collector-Emitter Breakdown Voltage		$V_{(BR)CEO}$	$I_C = -50mA, I_B = 0$	-80	—	—	V
DC Current Gain		$h_{FE(1)}$	$V_{CE} = -1V, I_C = -1A$	100	—	320	
		$h_{FE(2)}$	$V_{CE} = -1V, I_C = -6A$	40	—	—	
Saturation Voltage	Collector-Emitter	$V_{CE(sat)}$	$I_C = -6A, I_B = -0.3A$	—	-0.2	-0.4	V
	Base-Emitter	$V_{BE(sat)}$	$I_C = -6A, I_B = -0.3A$	—	-0.9	-1.2	
Transition Frequency		f_T	$V_{CE} = -5V, I_C = -1A$	—	50	—	MHz
Collector Output Capacitance		C_{ob}	$V_{CB} = -10V, I_E = 0, f = 1MHz$	—	300	—	pF
Switching Time	Turn-on Time	t_{on}	<p>$-I_{B1} = I_{B2} = 0.3A$ DUTY CYCLE $\leq 1\%$ $V_{CC} = -30V$</p>	—	0.2	—	μs
	Storage Time	t_{stg}		—	0.6	—	
	Fall Time	t_f		—	0.1	—	

961001EAA2

● TOSHIBA is continually working to improve the quality and the reliability of its products. Nevertheless, semiconductor devices in general can malfunction or fail due to their inherent electrical sensitivity and vulnerability to physical stress. It is the responsibility of the buyer, when utilizing TOSHIBA products, to observe standards of safety, and to avoid situations in which a malfunction or failure of a TOSHIBA product could cause loss of human life, bodily injury or damage to property. In developing your designs, please ensure that TOSHIBA products are used within specified operating ranges as set forth in the most recent products specifications. Also, please keep in mind the precautions and conditions set forth in the TOSHIBA Semiconductor Reliability Handbook.



961001EAA2'

- The information contained herein is presented only as a guide for the applications of our products. No responsibility is assumed by TOSHIBA CORPORATION for any infringements of intellectual property or other rights of the third parties which may result from its use. No license is granted by implication or otherwise under any intellectual property or other rights of TOSHIBA CORPORATION or others.
- The information contained herein is subject to change without notice.

