

TOSHIBA TRANSISTOR SILICON PNP EPITAXIAL TYPE (PCT PROCESS)

2SA1313

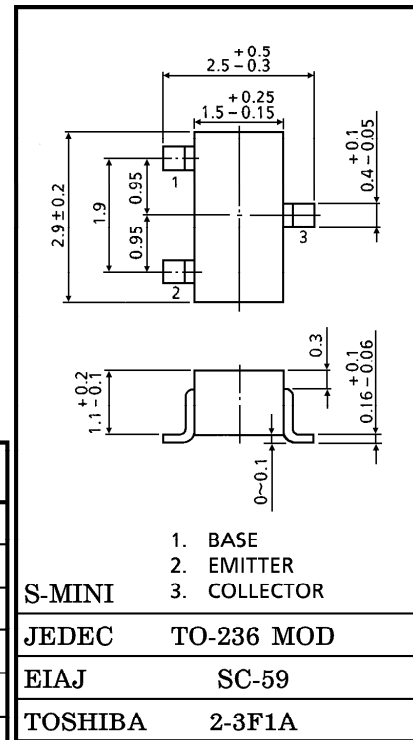
AUDIO FREQUENCY LOW POWER AMPLIFIER APPLICATIONS
 DRIVER STAGE AMPLIFIER APPLICATIONS
 SWITCHING APPLICATIONS

Unit in mm

- Excellent h_{FE} Linearity
 : $h_{FE}(2) = 25$ (Min.) at $V_{CE} = -6V, I_C = -400mA$
- High Voltage : $V_{CEO} = -50V$ (Min.)
- Complementary to 2SC3325
- Small Package

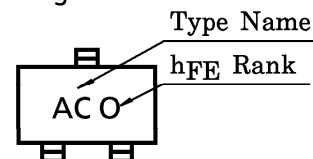
MAXIMUM RATINGS ($T_a = 25^\circ C$)

CHARACTERISTIC	SYMBOL	RATING	UNIT
Collector-Base Voltage	V_{CBO}	-50	V
Collector-Emitter Voltage	V_{CEO}	-50	V
Emitter-Base Voltage	V_{EBO}	-5	V
Collector Current	I_C	-500	mA
Base Current	I_B	-50	mA
Collector Power Dissipation	P_C	200	mW
Junction Temperature	T_j	150	$^\circ C$
Storage Temperature Range	T_{stg}	-55~150	$^\circ C$



Weight : 0.012g

Marking



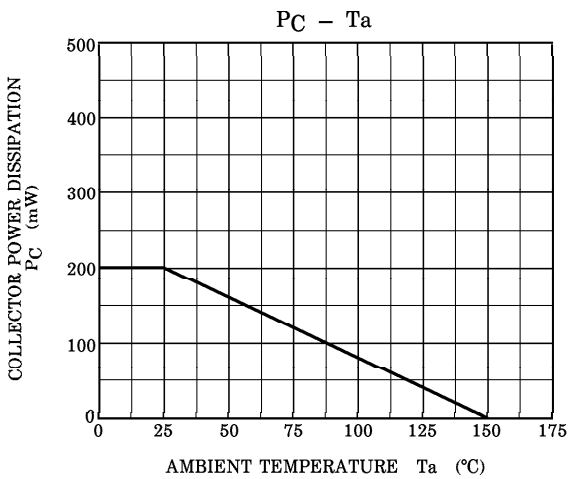
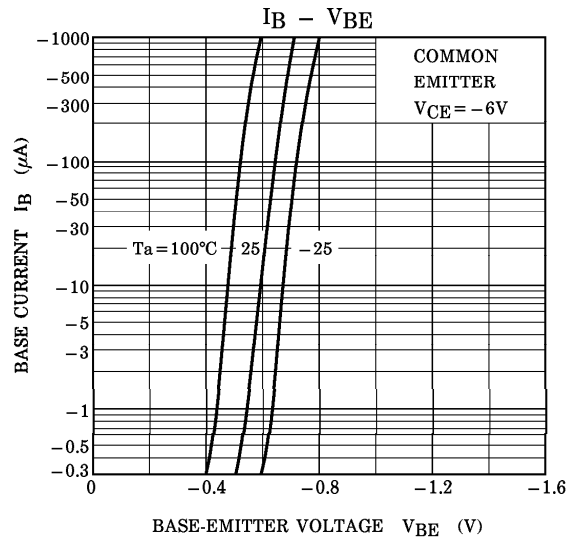
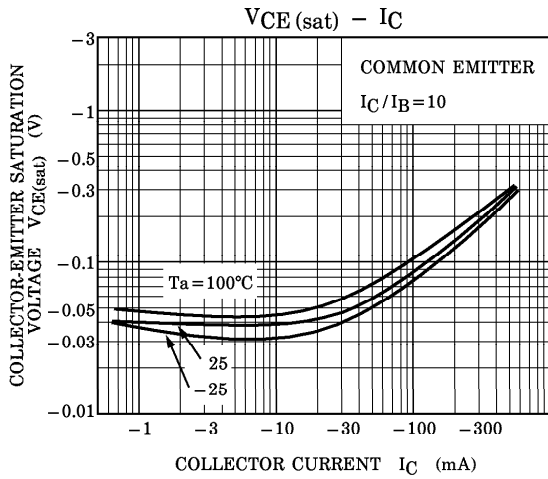
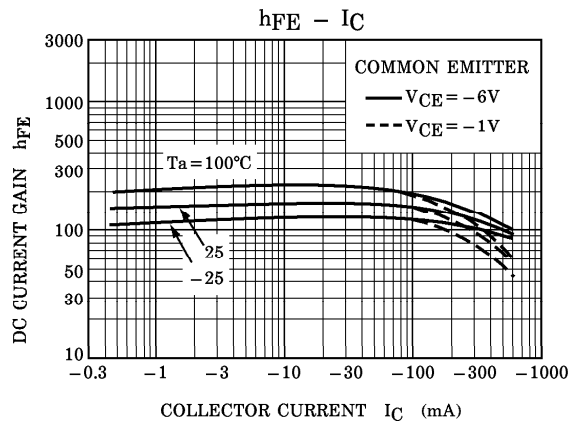
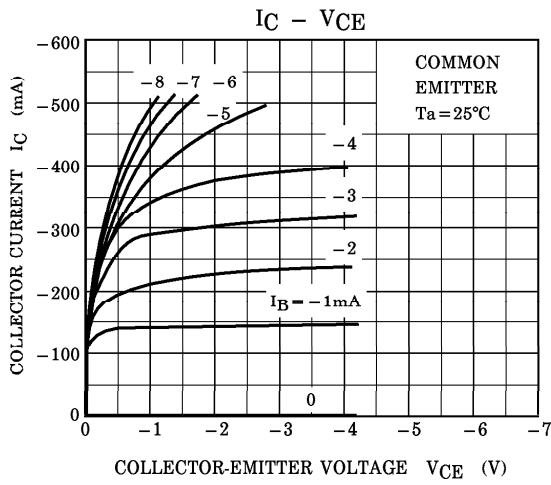
ELECTRICAL CHARACTERISTICS ($T_a = 25^\circ C$)

CHARACTERISTIC	SYMBOL	TEST CONDITION	MIN.	TYP.	MAX.	UNIT
Collector Cut-off Current	I_{CBO}	$V_{CB} = -50V, I_E = 0$	—	—	-0.1	μA
Emitter Cut-off Current	I_{EBO}	$V_{EB} = -5V, I_C = 0$	—	—	-0.1	μA
DC Current Gain	$h_{FE}(1)$ (Note)	$V_{CE} = -1V, I_C = -100mA$	70	—	240	
	$h_{FE}(2)$ (Note)	$V_{CE} = -6V, I_C = -400mA$	25	—	—	
Collector-Emitter Saturation Voltage	$V_{CE(sat)}$	$I_C = -100mA, I_B = -10mA$	—	-0.1	-0.25	V
Base-Emitter Voltage	V_{BE}	$V_{CE} = -1V, I_C = -100mA$	—	-0.8	-1.0	V
Transition Frequency	f_T	$V_{CE} = -6V, I_C = -20mA$	—	200	—	MHz
Collector Output Capacitance	C_{ob}	$V_{CB} = -6V, I_E = 0, f = 1MHz$	—	13	—	pF

Note : $h_{FE}(1)$ Classification O : 70~140, Y : 120~240
 $h_{FE}(2)$ Classification O : 25 (Min.) Y : 40 (Min.)

961001EAA2

● TOSHIBA is continually working to improve the quality and the reliability of its products. Nevertheless, semiconductor devices in general can malfunction or fail due to their inherent electrical sensitivity and vulnerability to physical stress. It is the responsibility of the buyer, when utilizing TOSHIBA products, to observe standards of safety, and to avoid situations in which a malfunction or failure of a TOSHIBA product could cause loss of human life, bodily injury or damage to property. In developing your designs, please ensure that TOSHIBA products are used within specified operating ranges as set forth in the most recent products specifications. Also, please keep in mind the precautions and conditions set forth in the TOSHIBA Semiconductor Reliability Handbook.



961001EAA2'

● The information contained herein is presented only as a guide for the applications of our products. No responsibility is assumed by TOSHIBA CORPORATION for any infringements of intellectual property or other rights of the third parties which may result from its use. No license is granted by implication or otherwise under any intellectual property or other rights of TOSHIBA CORPORATION or others.
● The information contained herein is subject to change without notice.