

5mW Visible Laser Diode

Description

The SLD1121VS is a red laser diode designed for bar code readers and measuring instruments. This features a small package and lower power consumption.

Features

- Visible light (670nm typ.)
- Small package (φ5.6mm)
- Low operating current (I_{op} = 50mA typ.)
- Fundamental transverse mode

Applications

- Bar code readers
- Measuring instruments

Structure

- AlGaInP quantum well structure laser diode
- PIN photo diode for optical power output monitor

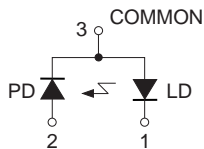
Recommended Optical Power Output

3mW

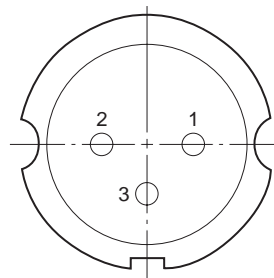
Absolute Maximum Ratings (T_C = 25°C)

• Optical power output	P _O	5	mW
• Reverse voltage	V _R LD	2	V
	PD	15	V
• Operating temperature	T _{opr}	-10 to +50	°C
• Storage temperature	T _{stg}	-40 to +85	°C

Connection Diagram



Pin Configuration



- 1. LD cathode
- 2. PD anode
- 3. COMMON

Bottom View

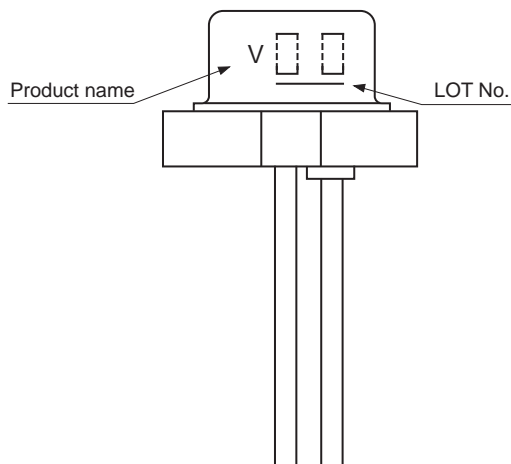
Sony reserves the right to change products and specifications without prior notice. This information does not convey any license by any implication or otherwise under any patents or other right. Application circuits shown, if any, are typical examples illustrating the operation of the devices. Sony cannot assume responsibility for any problems arising out of the use of these circuits.

Electrical and Optical Characteristics (T_c = 25°C)

T_c: Case temperature

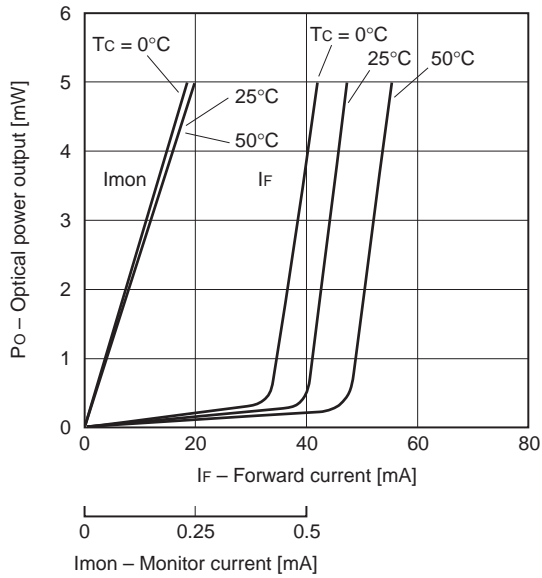
Item	Symbol	Conditions	Min.	Typ.	Max.	Unit						
Threshold current	I _{th}			40	60	mA						
Operating current	I _{op}	P _o = 3mW		50	70	mA						
Operating voltage	V _{op}	P _o = 3mW		2.2	2.8	V						
Wavelength	λ	P _o = 3mW	660	670	680	nm						
Radiation angle	Perpendicular	P _o = 3mW				24	32	35	degree			
	Parallel					7	11	15	degree			
Positional accuracy	Position	P _o = 3mW						±80	μm			
	Angle							Δφ//			±3	degree
								Δφ⊥			±3	degree
Differential efficiency	η _D	P _o = 3mW	0.15	0.45	0.7	mW/mA						
Astigmatism	A _s	Z// - Z⊥		32		μm						
Monitor current	I _{mon}	P _o = 3mW, V _R = 5V	0.08	0.20	0.60	mA						

Marking

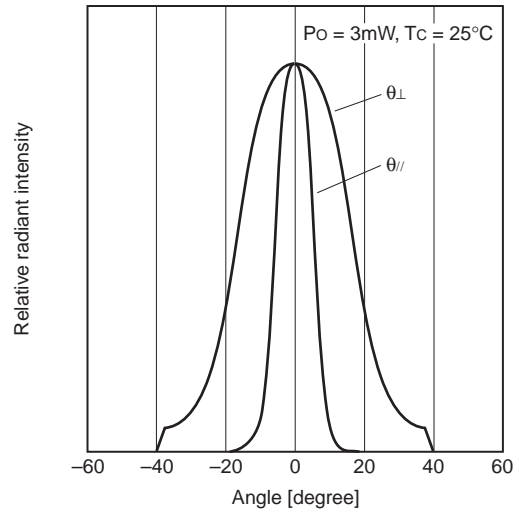


Example of Representative Characteristics

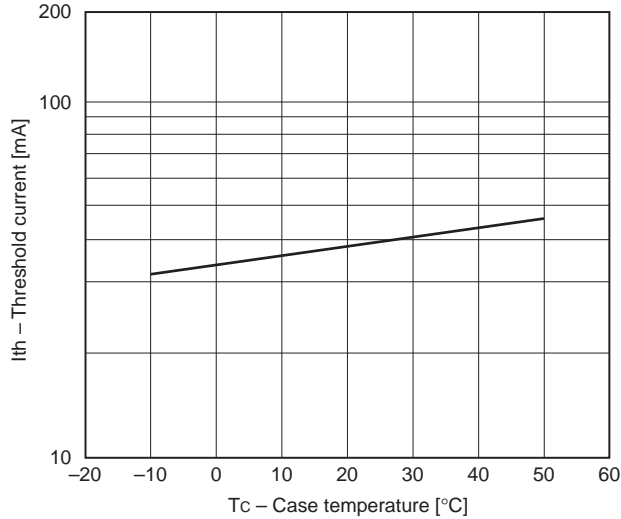
Optical power output vs. Forward current characteristics
Optical power output vs. Monitor current characteristics



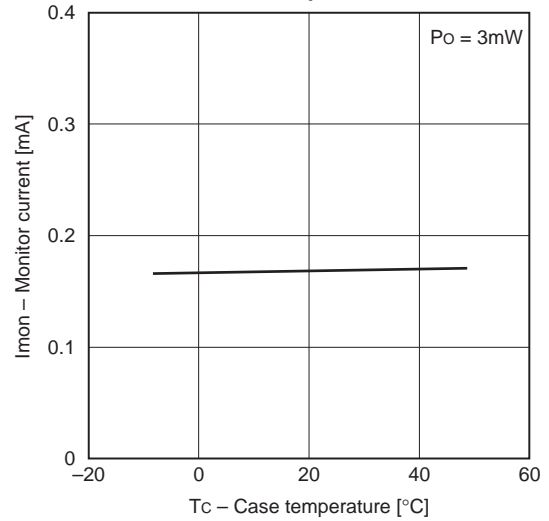
Far field pattern (FFP)



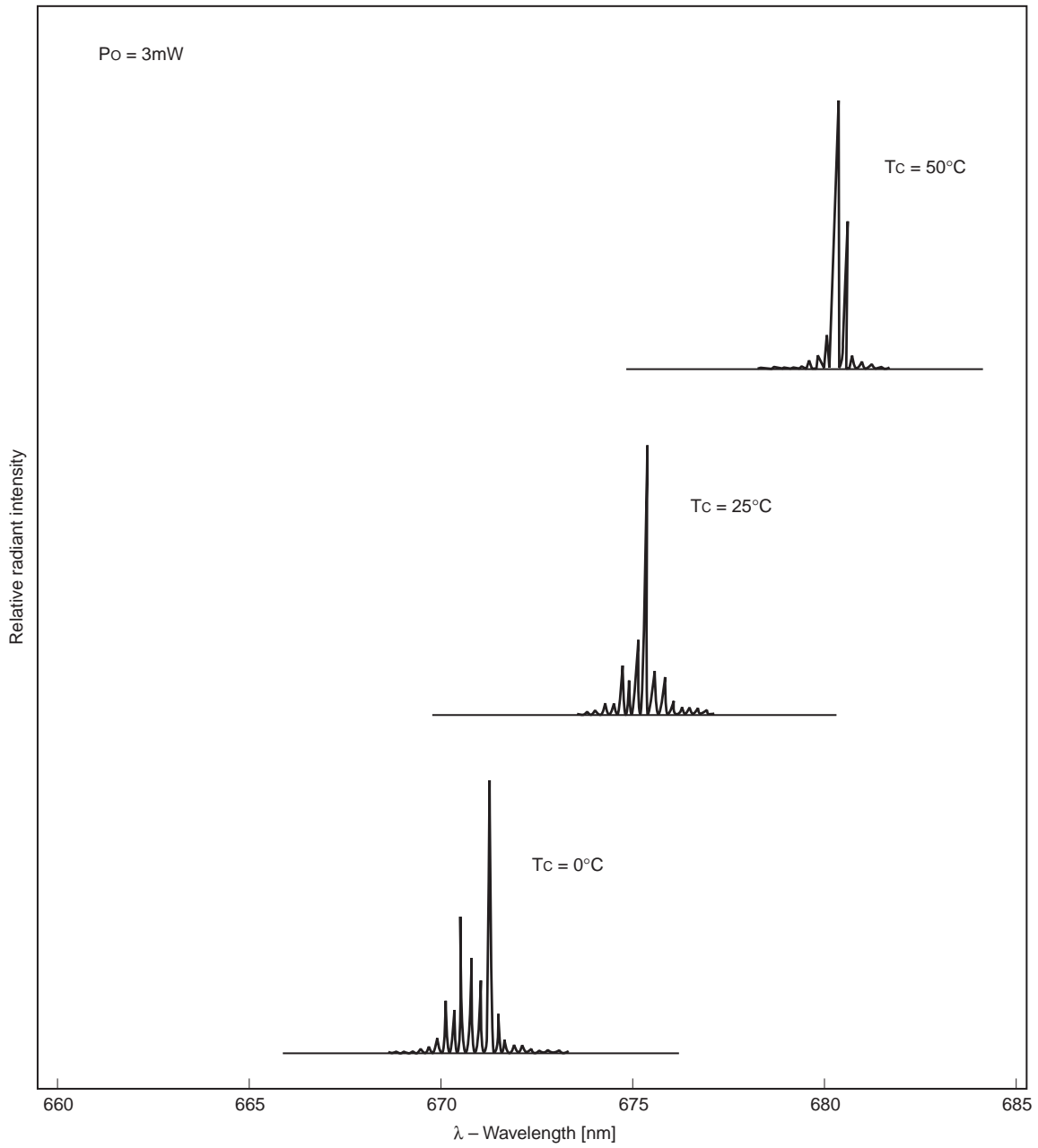
Threshold current vs. Temperature characteristics



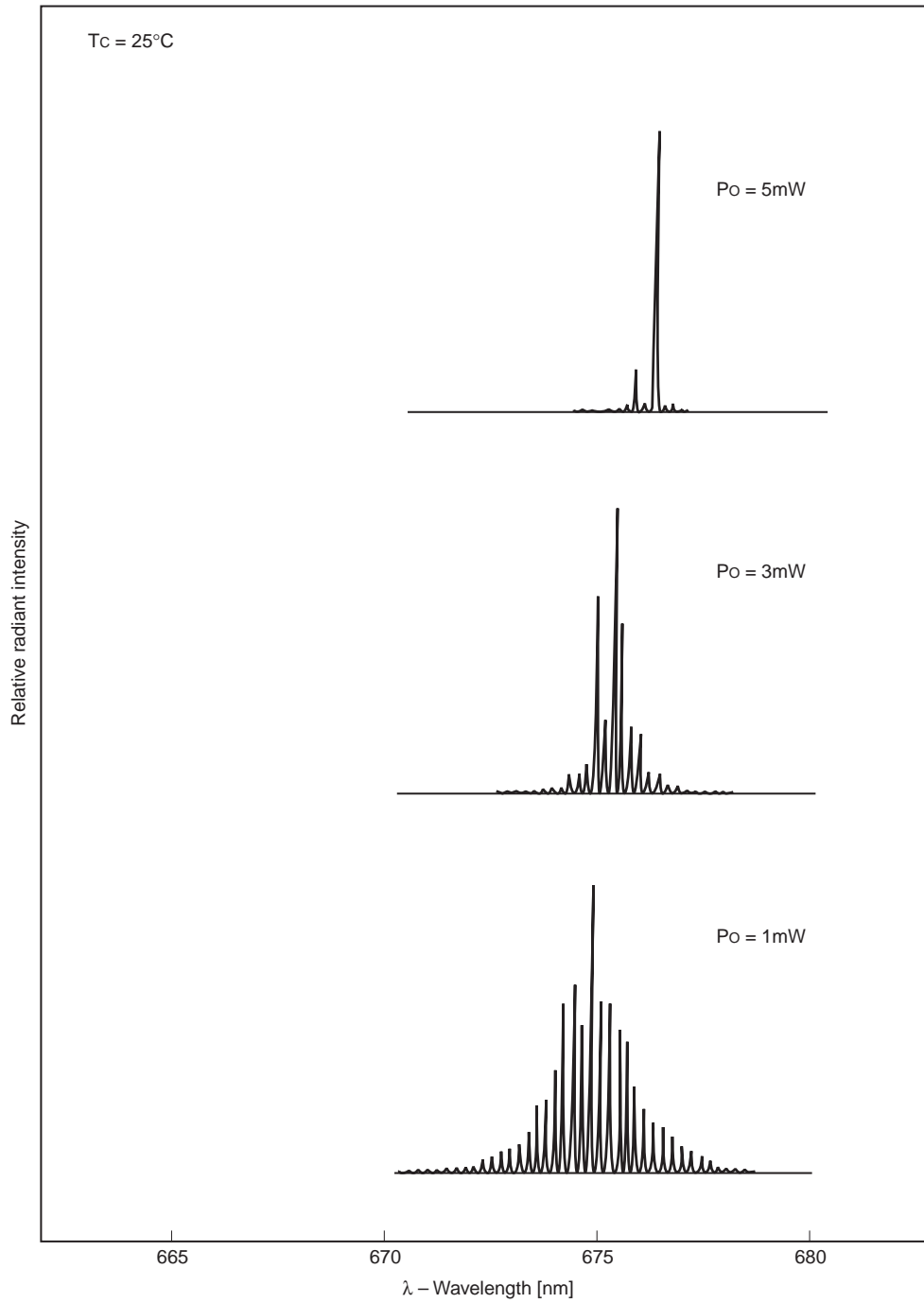
Monitor current vs. Temperature characteristics



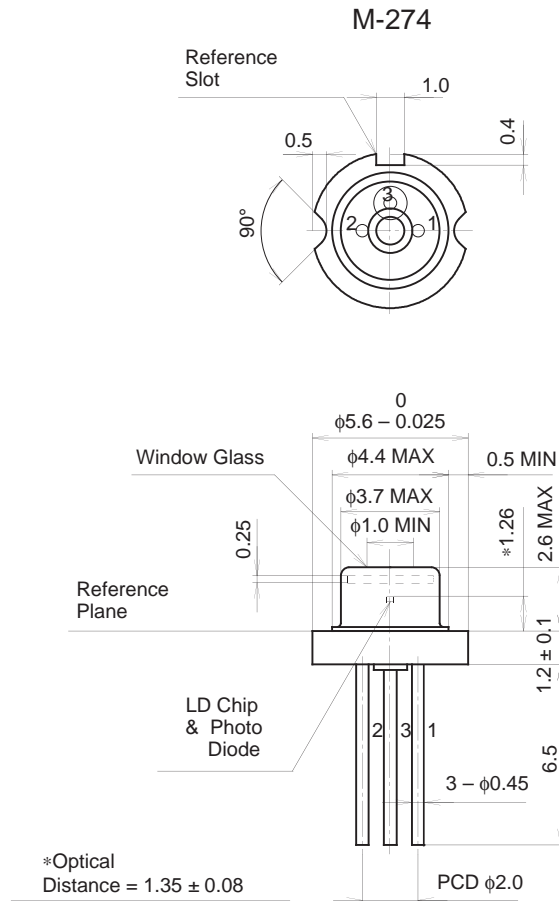
Temperature dependence of spectrum



Power dependence of spectrum



Package Outline Unit: mm



SONY CODE	M-274
EIAJ CODE	_____
JEDEC CODE	_____

PACKAGE WEIGHT	0.3g
----------------	------