

Selection Guide

Part No.	Dice	Lens Type	Iv (ucd) [1] @ 10mA		Description
			Min.	Typ.	
ACSA56-41PBWA/A-F01	BLUE (InGaN)	WHITE DIFFUSED	1900	9000	Common Anode, Rt. Hand Decimal.

Note:

1. Luminous intensity/ Luminous Flux: +/-15%.

Electrical / Optical Characteristics at TA=25°C

Symbol	Parameter	Device	Typ.	Max.	Units	Test Conditions
λ_{peak}	Peak Wavelength	Blue	468		nm	IF=20mA
λ_D [1]	Dominant Wavelength	Blue	470		nm	IF=20mA
$\Delta\lambda_{1/2}$	Spectral Line Half-width	Blue	21		nm	IF=20mA
C	Capacitance	Blue	100		pF	VF=0V;f=1MHz
VF [2]	Forward Voltage	Blue	3.3	3.8	V	IF=20mA
IR	Reverse Current	Blue		10	uA	VR = 5V

Notes:

1. Wavelength: +/-1nm.

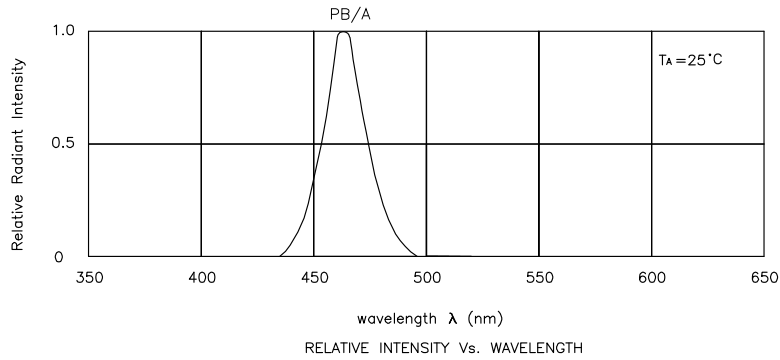
2. Forward Voltage: +/-0.1V.

Absolute Maximum Ratings at TA=25°C

Parameter	Blue	Units
Power dissipation	114	mW
DC Forward Current	30	mA
Peak Forward Current [1]	100	mA
Reverse Voltage	5	V
Operating/Storage Temperature	-40° C To +85° C	

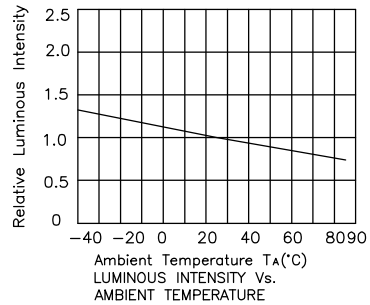
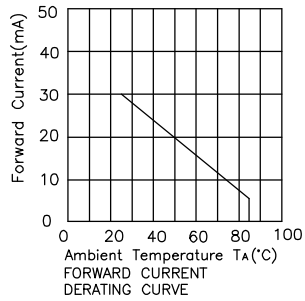
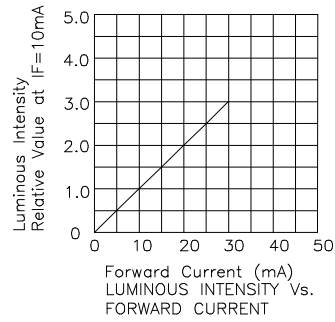
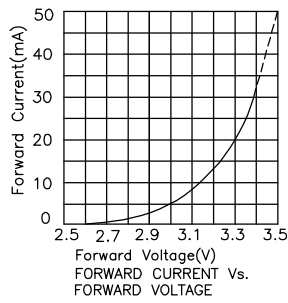
Note:

1. 1/10 Duty Cycle, 0.1ms Pulse Width.



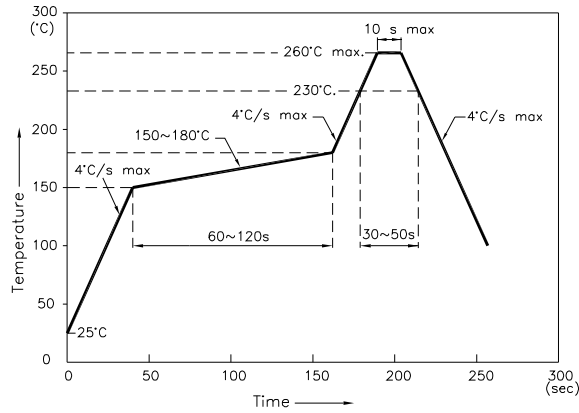
Blue

ACSA56-41PBWA/A-F01



ACSA56-41PBWA/A-F01

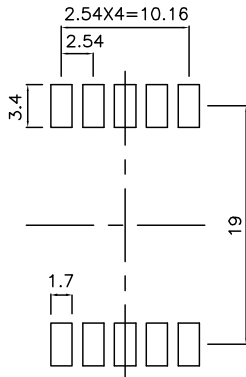
Reflow Soldering Profile For Lead-free SMT Process.



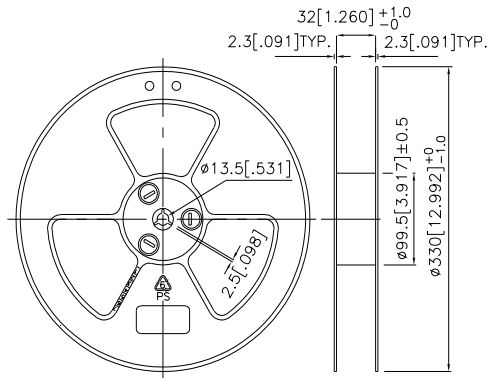
NOTES:

1. We recommend the reflow temperature 245°C(+/-5°C). The maximum soldering temperature should be limited to 260°C.
2. Don't cause stress to the epoxy resin while it is exposed to high temperature.
3. Number of reflow process shall be 2 times or less.

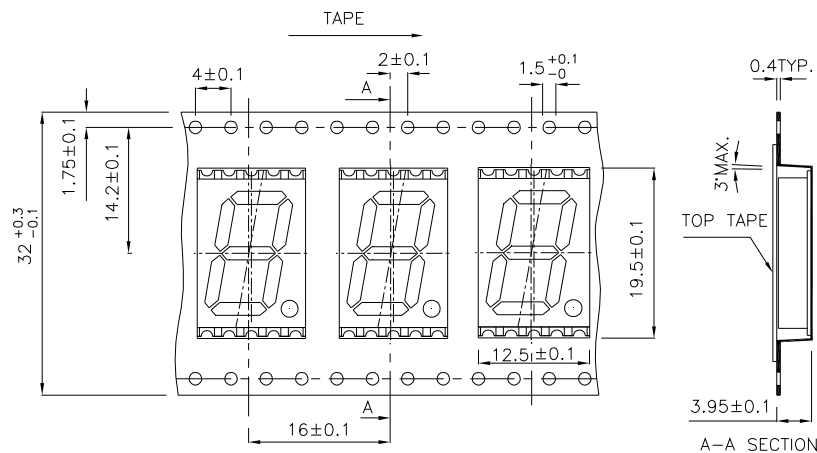
Recommended Soldering Pattern (Units : mm)



Reel Dimension

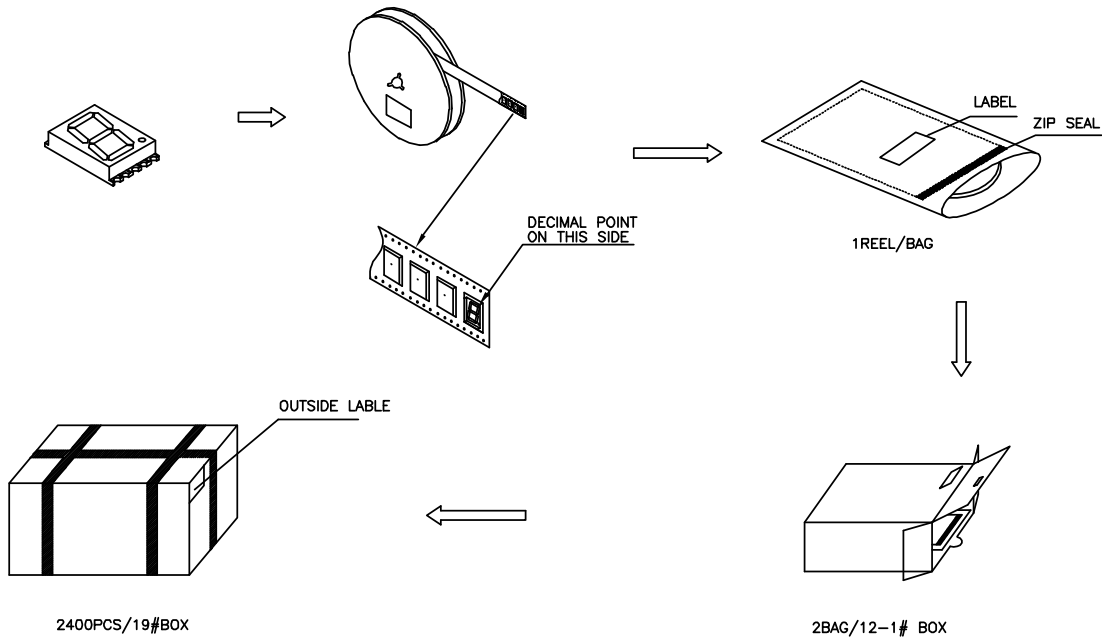


Tape Specifications (Units : mm)



PACKING & LABEL SPECIFICATIONS

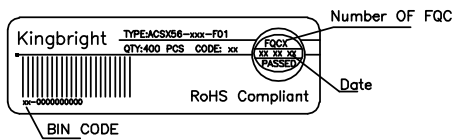
ACSA56-41PBWA/A-F01



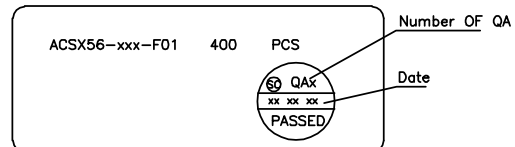
2400PCS/19#BOX

2BAG/12-1# BOX

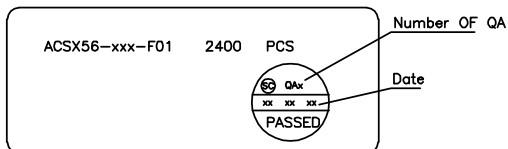
Inside Label Paste On The Tape-pipe



Outside Label Paste On The BAG



Outside Label Paste On The 19#Box



Outside Label Paste On The 12-1#Box

