
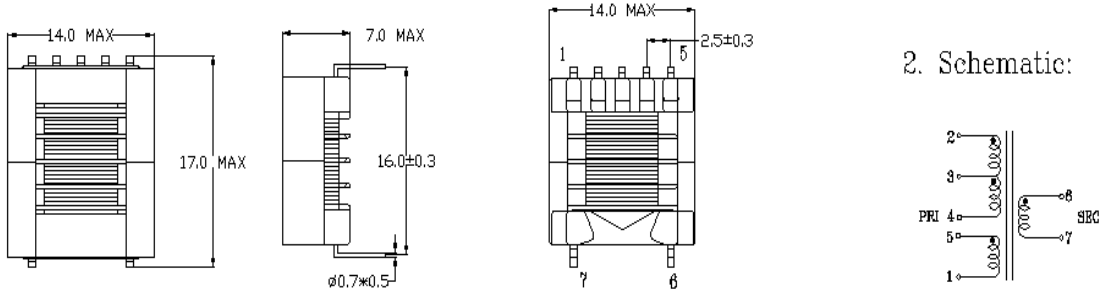


CCFL Driving Inverter Transformer

INT011T TYPE (EPC13)

Mechanical Dimension: Unit : mm

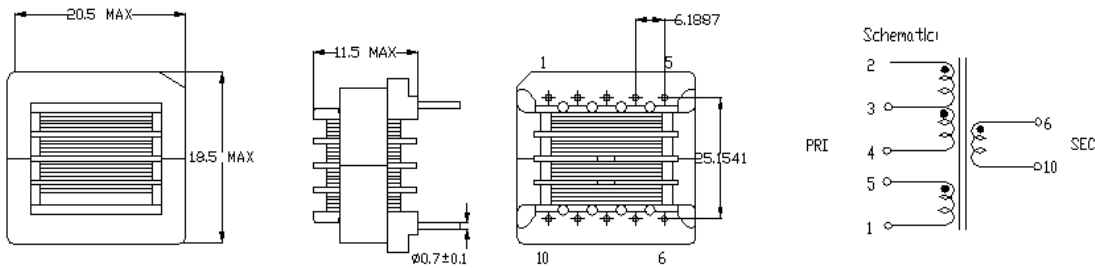


Characteristic (reference)

PART NO.	INPUT VOLTAGE (Vdc)	SUITABLE FREQUENCY (KHZ)	MAX. LAMP WATTE (W)	MAX. OPEN VOLTAGE (Vrms)	EFFICIENCY (%)
INT011T-1	10.0	30-80	3.0	1200	80

INT012T TYPE (EE19)

Mechanical Dimension: Unit : mm



Characteristic (reference)

PART NO.	INPUT VOLTAGE (Vdc)	SUITABLE FREQUENCY (KHZ)	MAX. LAMP WATTE (W)	MAX. OPEN VOLTAGE (Vrms)	EFFICIENCY (%)
INT012T-1	12.0	30-80	7.0	1300	80



沙井欣旺电子有限公司

XINWANG ELECTRONICS, INC. [HTTP://:WWW.XINWANGELE.COM](http://www.xinwangele.com)
 TEL: 0755-29696626 FAX: 0755-27289711
 E-mail: sales@xinwangele.com