

Features

- Available sharp click feel with a positive tactile feedback
- Ultraminiature and lightweight structure suitable for high density mounting
- Economical
- Reliable
- RoHS compliant*



The STS Series is currently available, although not recommended for new designs.

STS Series - Ultraminiature Tactile Switch

Electrical Characteristics

Electrical Life
50,000 Cycles for 160 gf, 320 gf
 Rating50 mA, 12 VDC
 Contact Resistance100 mΩ max.
 Insulation Resistance
100 MΩ min. @ 500 VDC
 Dielectric Strength250 VAC/1 minute
 Contact ArrangementSPST

Environmental Characteristics

Operation Temperature Range
-25 °C to +70 °C
 Storage Temperature Range
-30 °C to +80 °C
 Vibration Test
 MIL-STD-202F Method 201A
 Frequency10-55-10 Hz/1 minute
 Directions
X,Y,Z, three mutually perpendicular directions
 Time2 hours each direction
 Shock Test
 MIL-STD-202F Method 213B
 Condition A
 Gravity50 G (peak value), 11 msec
 Direction and Times6 sides and 3 times in each direction

Physical Characteristics

Cover MaterialsStainless Steel
 Base MaterialsUL94V-0 Nylon
 Thermoplastic
 ActuatorUL94V-0 Nylon
 High-Temperature Thermoplastic
 Contact DiscStainless steel
 with silver cladding
 TerminalsBrass with silver cladding

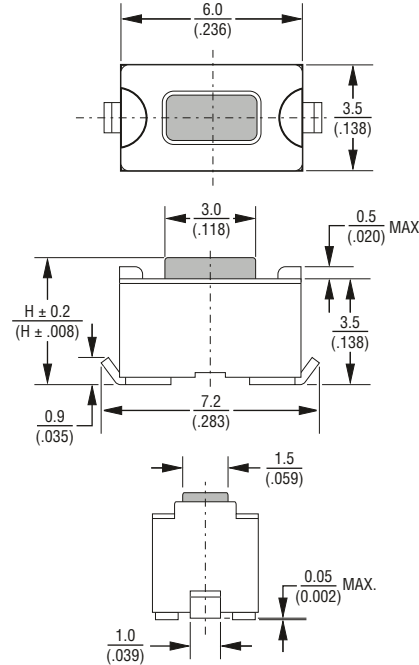
How to Order

STS M - 3 1 - S TR

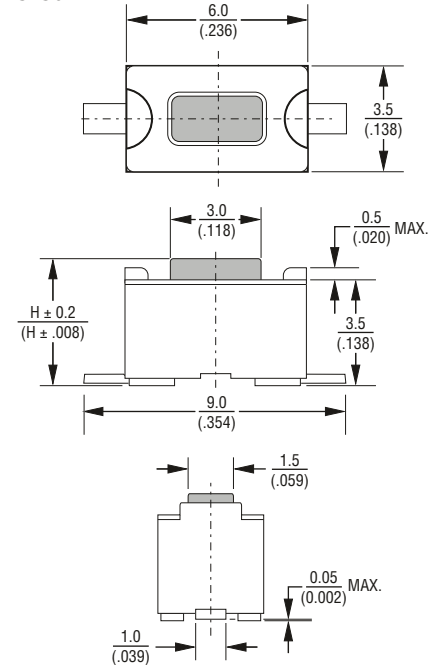
Model _____
 Style _____
 M = Surface Mount "J" Style
 G = Surface Mount "G" Style
 H = Through-hole "H" Style
 Product Size _____
 3 = 3.5 mm wide x 6 mm long
 Height _____
 1 = 4.3 mm
 2 = 5.0 mm
 Color of Stem for Actuating Force _____
 N = Brown, 160 g
 R = Red, 260 g
 S = Salmon, 320 g
 Y = Yellow, 520 g
 Packaging Option _____
 = Std. Packaging - 135 pcs./tube
 TR = Tape & Reel Packaging -
 31 - 1800 pcs./reel (STSM & STSG only)
 32 - 1600 pcs./reel (STSM & STSG only)

Product Dimensions

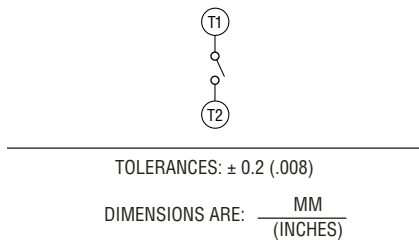
STSM



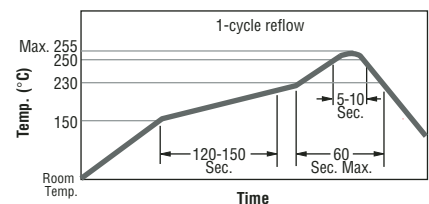
STSG



Circuit Diagram



Reflow Soldering Profile

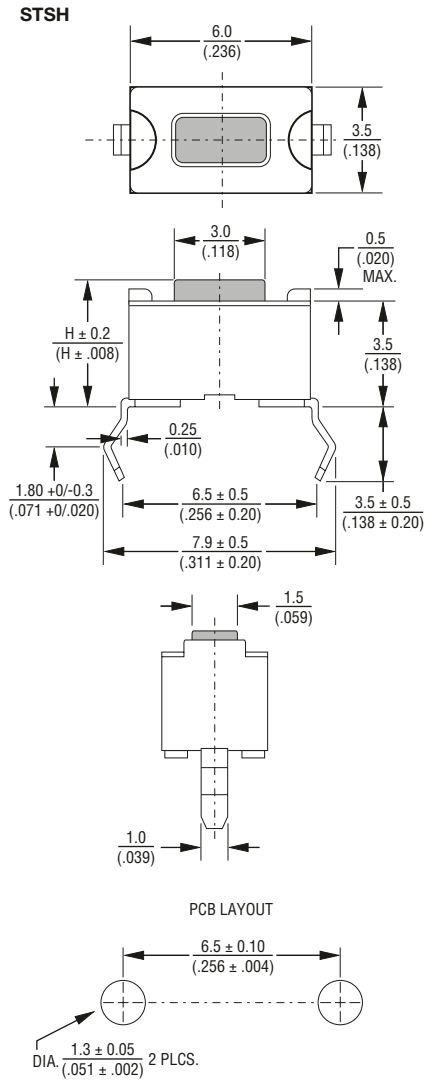


*RoHS Directive 2002/95/EC Jan 27 2003 including Annex. Specifications are subject to change without notice. Customers should verify actual device performance in their specific applications.

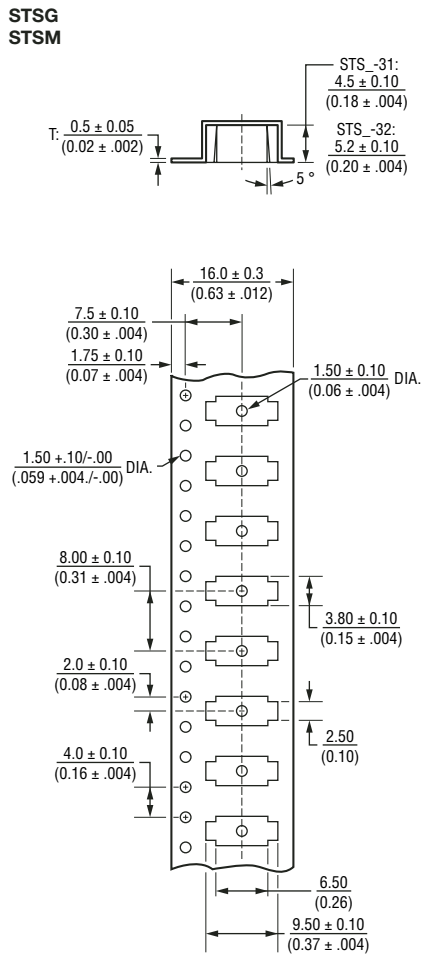
STS Series - Ultraminiature Tactile Switch

BOURNS®

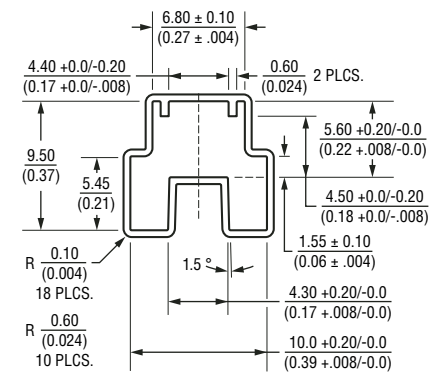
Product Dimensions



Packaging Specifications



STSH



TOLERANCES: ± 0.2 (.008)

DIMENSIONS ARE: $\frac{\text{MM}}{\text{(INCHES)}}$

REV. 02/06

Specifications are subject to change without notice.
Customers should verify actual device performance in their specific applications.