

**Fast time response, For scintillation counting and high energy physics, R6427: Borosilicate glass, R7056: UV glass**

## GENERAL

Parameter		R6427	R7056	Unit
Spectral Response		300 to 650	185 to 650	nm
Wavelength of Maximum Response		420		nm
Photocathode	Material	Bialkali		—
	Minimum Effective Area	25		mm dia.
Window Material		Borosilicate glass	UV glass	—
Dynode	Structure	Linear focused		—
	Number of Stages	10		—
Base		14-pin glass base		—
Suitable Socket		E678-14C (supplied)		—

## MAXIMUM RATINGS (Absolute Maximum Values)

Parameter		Value	Unit
Supply Voltage	Between Anode and Cathode	2000	Vdc
	Between Anode and Last Dynode	350	Vdc
Average Anode Current		0.2	mA
Ambient Temperature		-80 to +50	°C

## CHARACTERISTICS (at 25°C)

Parameter		Min.	Typ.	Max.	Unit
Cathode Sensitivity	Luminous (2856K)	60	95	—	μA/lm
	Radiant at 420nm	—	88	—	mA/W
	Blue (CS-5-58 filter)	—	11.0	—	μA/lm-b
Anode Sensitivity	Luminous (2856K)	—	475	—	A/lm
	Radiant at 420nm	—	$4.4 \times 10^5$	—	A/W
Gain		—	$5 \times 10^6$	—	—
Anode Dark Current (after 30min. storage in darkness)		—	10	200	nA
Time Response	Anode Pulse Rise Time	—	1.7	—	ns
	Electron Transit Time	—	16	—	ns
	Transit Time Spread (FWHM)	—	500	—	ps
Pulse Linearity (at ±2% deviation)		—	10 (100)	—	mA

**NOTE** : Anode characteristics are measured with the voltage distribution ratio A shown below.

( ) : Pulse linearity is measured with the voltage distribution ratio B shown below.

## VOLTAGE DISTRIBUTION RATIO AND SUPPLY VOLTAGE

Electrodes	K	Dy1	Dy2	Dy3	Dy4	Dy5	Dy6	Dy7	Dy8	Dy9	Dy10	P
Ratio A	4	1	1.5	1	1	1	1	1	1	1	1	
Ratio B (Tapered)	4	1	1.5	1	1	1	1.2	1.5	2	3.3	3	
Capacitors (μF)							0.01	0.02	0.02	0.04	0.06	

Supply Voltage: 1500Vdc, K: Cathode, DY: Dynode, P: Anode

Subject to local technical requirements and regulations, availability of products included in this promotional material may vary. Please consult with our sales office. Information furnished by HAMAMATSU is believed to be reliable. However, no responsibility is assumed for possible inaccuracies or omissions. Specifications are subject to change without notice. No patent rights are granted to any of the circuits described herein. © 1999 Hamamatsu Photonics K.K.

# PHOTOMULTIPLIER TUBES R6427, R7056

Figure 1: Typical Spectral Response

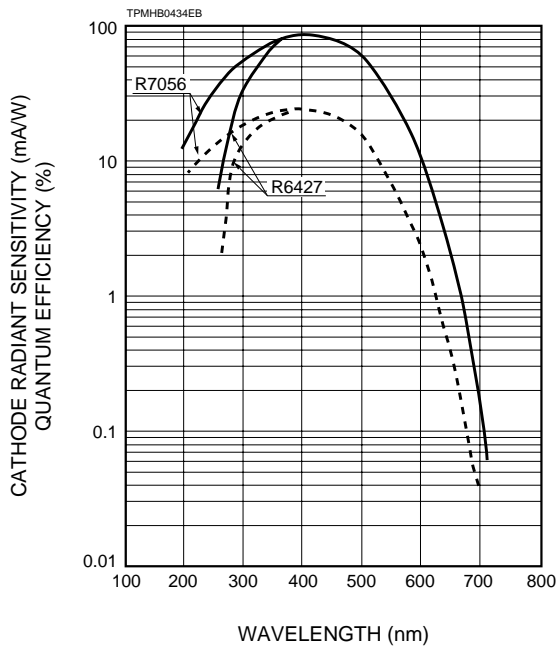


Figure 2: Typical Gain

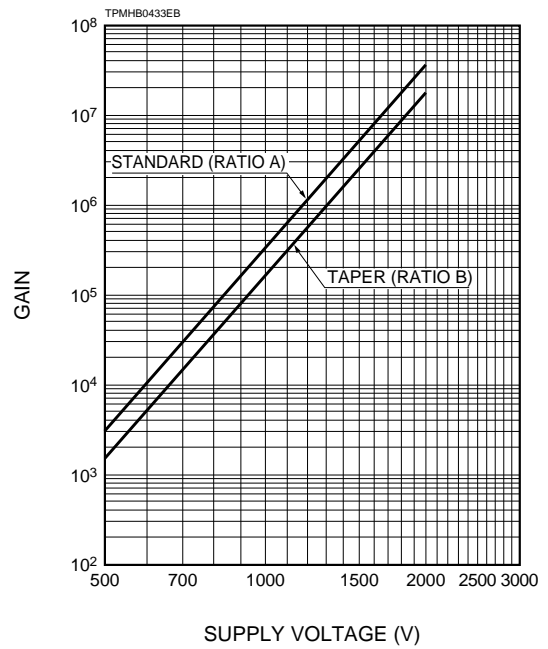


Figure 3: Typical Pulse Height Distribution (P.H.D.)

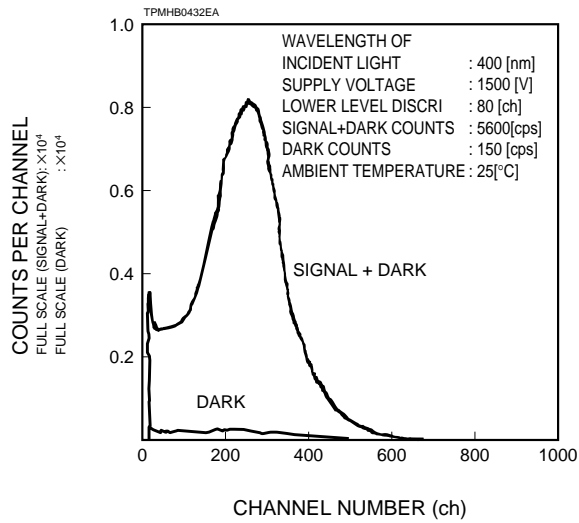


Figure 4: Time Response

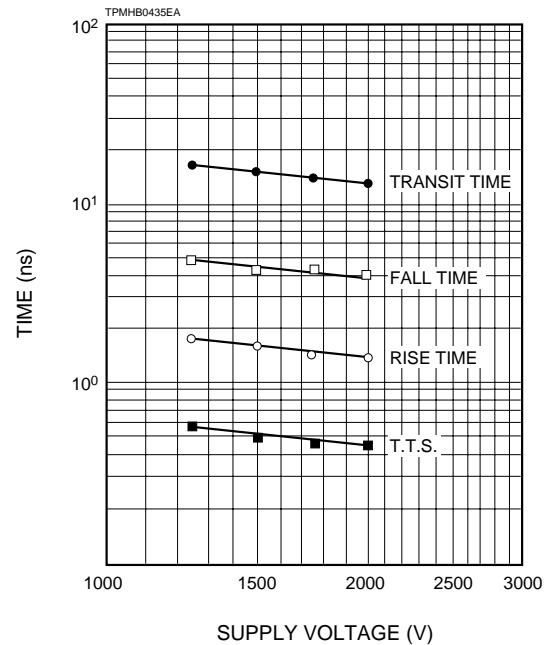


Figure 5: Anode Output Waveform

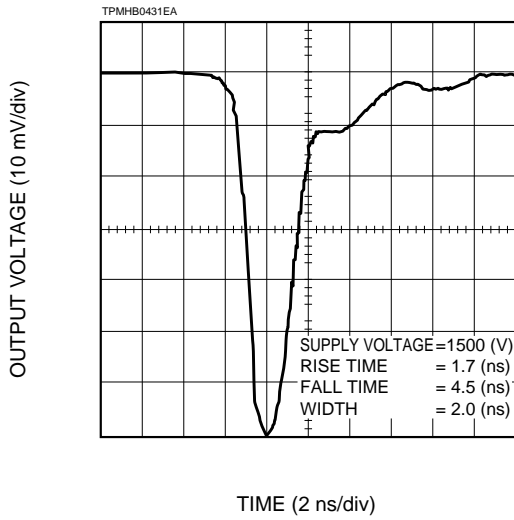


Figure 6: Transit Time Spread (T.T.S.)

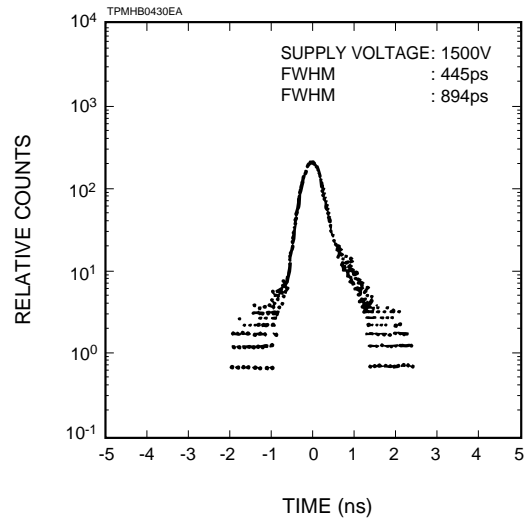
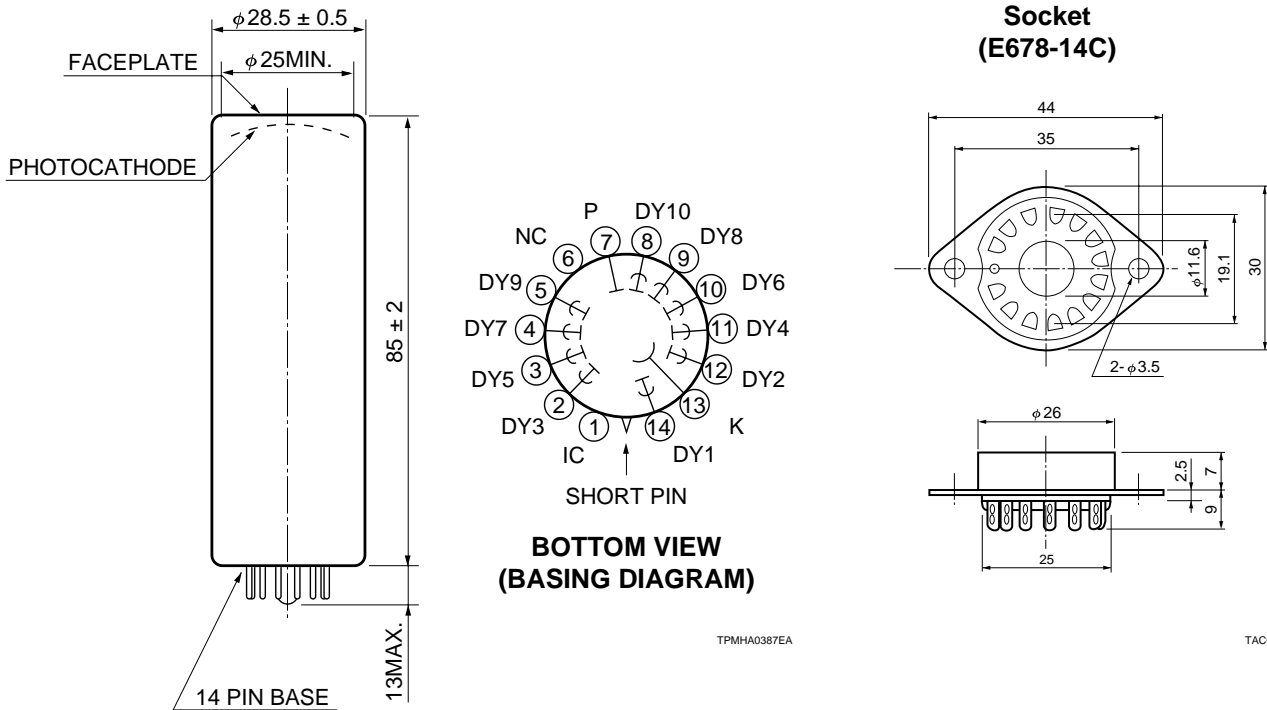


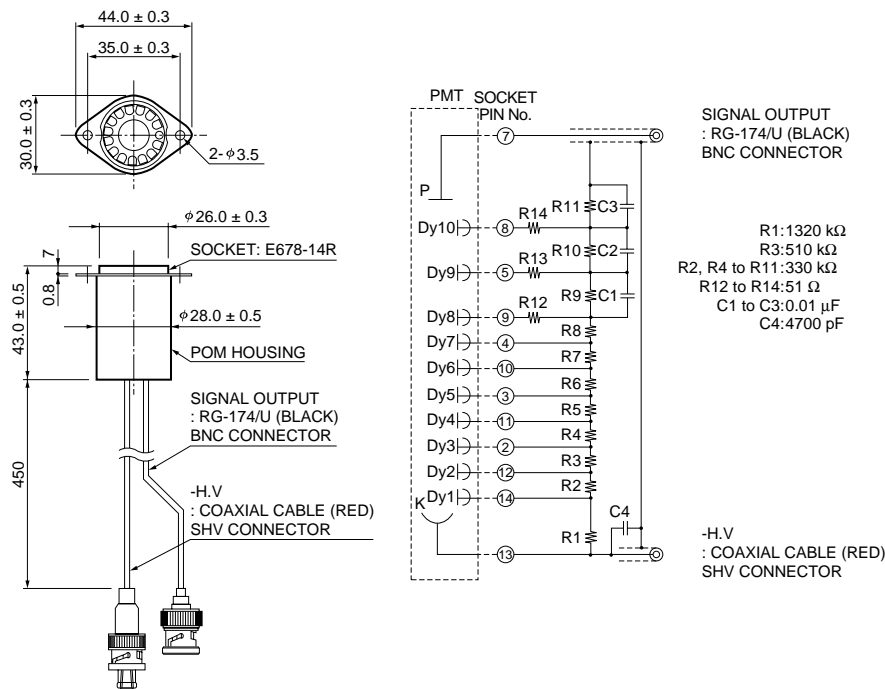
Figure 7: Dimensional Outline and Basing Diagram (Unit: mm)



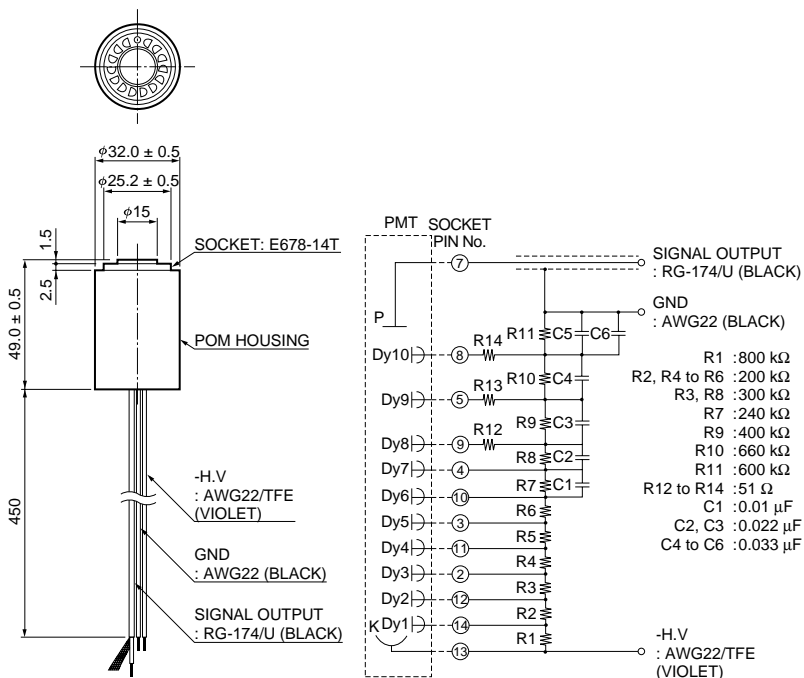
# PHOTOMULTIPLIER TUBES R6427, R7056

## [ACCESSORIES]

### ●D-type Socket Assembly E2624-14 (for RATIO A)



### ●D-type Socket Assembly E2624-04 (for RATIO B)



# HAMAMATSU

HOME PAGE URL <http://www.hamamatsu.com>

HAMAMATSU PHOTONICS K.K., Electron Tube Center

314-5, Shimokanzo, Toyooka-village, Iwata-gun, Shizuoka-ken, 438-0193, Japan, Telephone: (81)539/62-5248, Fax: (81)539/62-2205

U.S.A.: Hamamatsu Corporation: 360 Foothill Road, P. O. Box 6910, Bridgewater, N.J. 08807-0910, U.S.A., Telephone: (1)908-231-0960, Fax: (1)908-231-1218

Germany: Hamamatsu Photonics Deutschland GmbH: Arzbergerstr. 10, D-82211 Herrsching am Ammersee, Germany, Telephone: (49)8152-375-0, Fax: (49)8152-2658

France: Hamamatsu Photonics France S.A.R.L.: 8, Rue du Saule Trapu, Parc du Moulin de Massy, 91882 Massy Cedex, France, Telephone: (33)1 69 53 71 00, Fax: (33)1 69 53 71 10

United Kingdom: Hamamatsu Photonics UK Limited: Lough Point, 2 Gladbeck Way, Windmill Hill, Enfield, Middlesex EN2 7JA, United Kingdom, Telephone: 44(20)8-367-3560, Fax: 44(20)8-367-6384

North Europe: Hamamatsu Photonics Norden AB: Smidesvägen 12, SE-171-41 SOLNA, Sweden, Telephone: (46)8-509-031-00, Fax: (46)8-509-031-01

Italy: Hamamatsu Photonics Italia: S.R.L.: Strada della Moia, 1/E, 20020 Arese, (Milano), Italy, Telephone: (39)02-935 81 733, Fax: (39)02-935 81 741

TPMH1187E04  
 DEC. 1999 SI  
 Printed in Japan (1000)