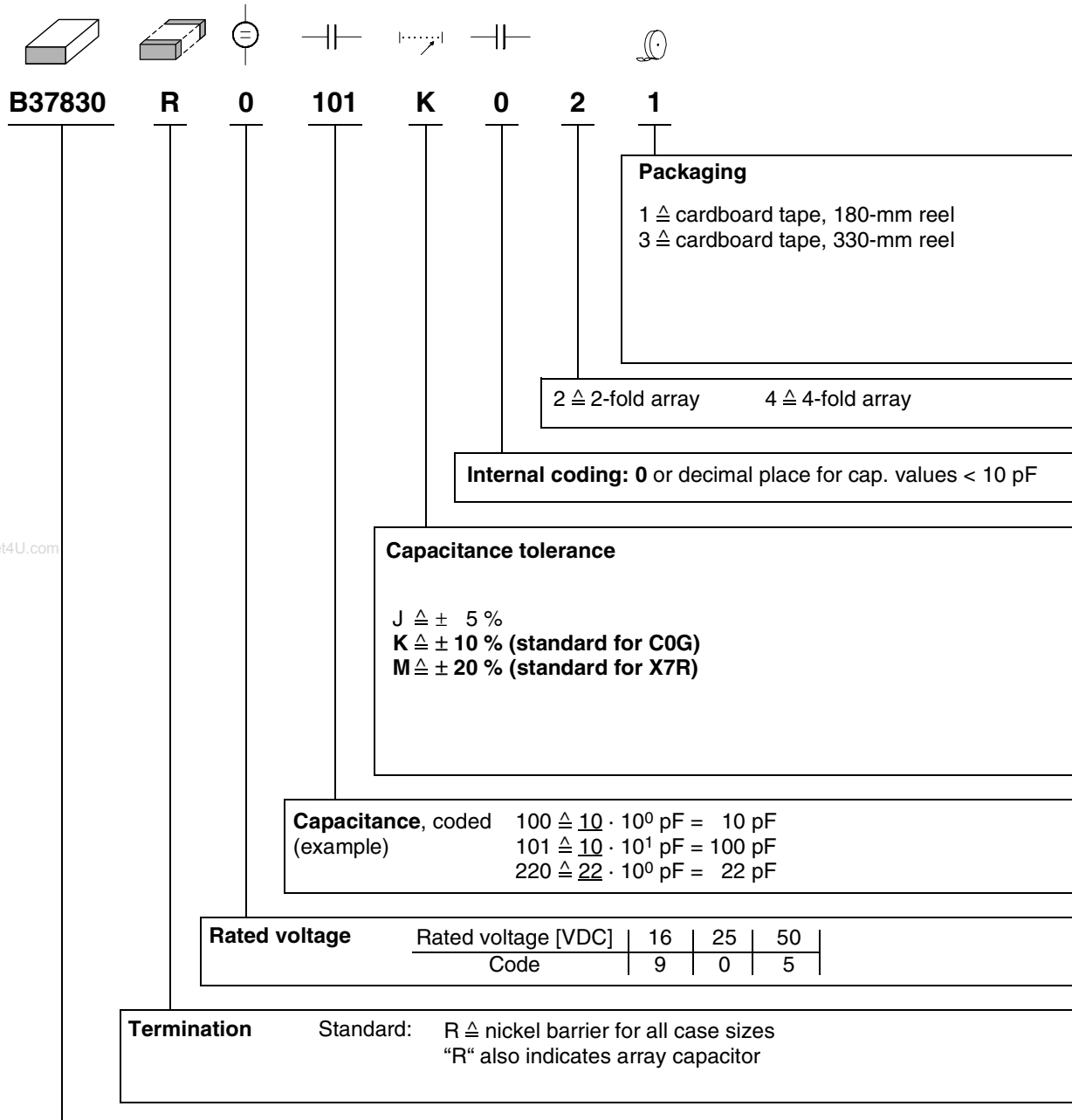


Ordering code system



v DataSheet4U.com

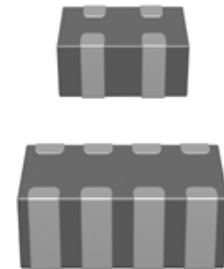
Type and size			
Chip size (inch / mm)	Temperature characteristic		
	C0G	X7R	
0405 / 1012	B37830	B37831	
0508 / 1220	B37940	B37941	
0612 / 1632	B37871	B37872	

Features

- Reduction of mounting time and mounting costs
- Space saving on the PCB

Applications

- Suitable for electronic circuits with parallel line layout
- Decoupling
- Coupling
- Blocking
- Interference suppression


Termination

- For soldering: Nickel-barrier terminations (Ni)

Options

- Alternative capacitance tolerances available on request

Delivery mode

- Cardboard tape, 180-mm and 330-mm reel available

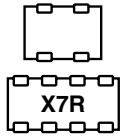
Electrical data

Temperature characteristic		X7R	
Climatic category (IEC 60068-1)		55/125/56	
Standard		EIA	
Dielectric		Class 2	
Rated voltage ¹⁾	V_R	16, 25, 50	VDC
Test voltage	V_{test}	$2,5 \cdot V_R/5$ s	VDC
Capacitance range	C_R	1 nF ... 22 nF	
Max. relative capacitance change	$\Delta C/C$	± 15	%
Dissipation factor (limit value)	$\tan \delta$	$< 25 \cdot 10^{-3}$ $< 35 \cdot 10^{-3}$ for 16V	
Insulation resistance ²⁾ at + 25 °C	R_{ins}	$> 10^5$	M Ω
Insulation resistance ²⁾ at +125 °C	R_{ins}	$> 10^4$	M Ω
Time constant ²⁾ at + 25 °C	τ	> 1000	s
Time constant ²⁾ at +125 °C	τ	> 100	s
Operating temperature range	T_{op}	-55 ... +125	°C
Ageing ³⁾		yes	

1) Note: No operation on AC line.

2) For $C_R > 10$ nF the time constant $\tau = C \cdot R_{ins}$ is given.

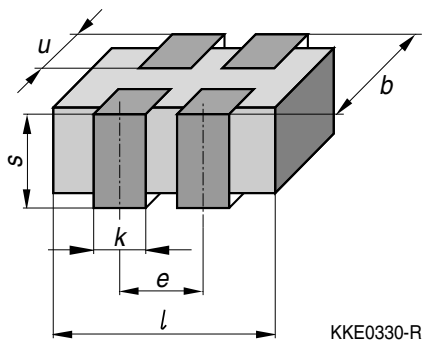
3) Refer to chapter "General Technical Information", page 197.


Capacitance tolerances

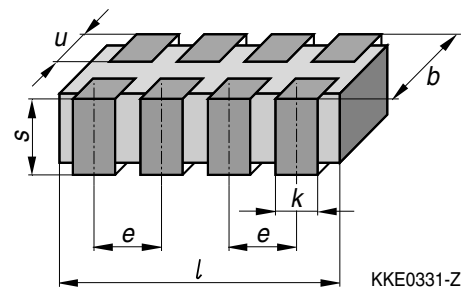
Code letter	K	M (standard)
Tolerance	$\pm 10\%$	$\pm 20\%$

Dimensional drawing

2-fold array (case size 0405)

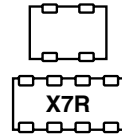


4-fold array (case sizes 0508 and 0612)


Dimensions (mm)

	2-fold array	4-fold array	
Case size (inch)	0405	0508	0612
(mm)	1012	1220	1632
<i>l</i>	$1,37 \pm 0,15$	$2,0 \pm 0,2$	$3,2 \pm 0,2$
<i>b</i>	$1,0 +0/-0,15$	$1,25 \pm 0,15$	$1,6 \pm 0,2$
<i>s</i>	0,70 max.	$0,85 \pm 0,1$	$0,85 \pm 0,1$
<i>k</i>	$0,36 \pm 0,1$	$0,3 \pm 0,1$	$0,4 \pm 0,15$
<i>e</i>	0,64	$0,5 \pm 0,1$	$0,8 \pm 0,15$
<i>u</i>	$0,2 \pm 0,1$	$0,2 +0,3/-0,1$	$0,2 +0,3/-0,1$

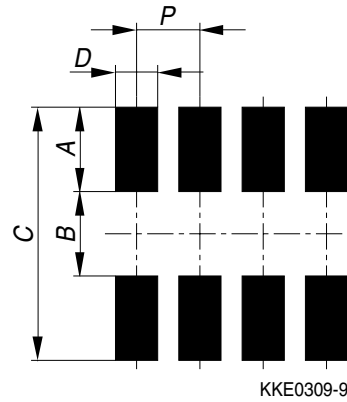
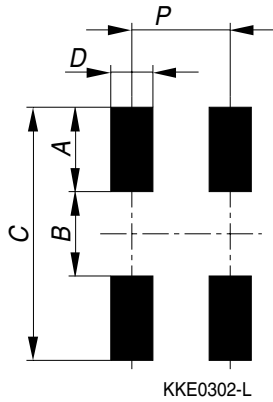
Tolerances to CECC 32101-801



Recommended solder pad

2-fold array (case size 0405)

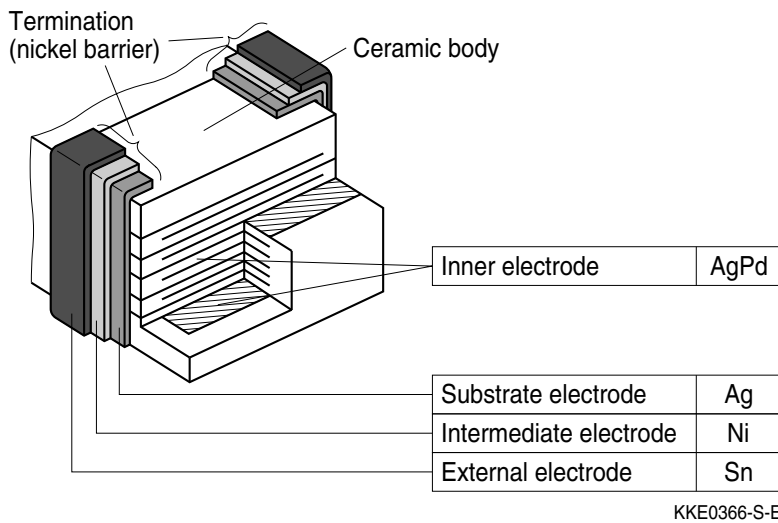
4-fold array (case sizes 0508 and 0612)

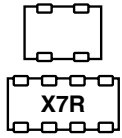


Maximum dimensions (mm)

Case size	(inch/mm)	Type	A	B	C	D	P
	0405/1012	2-fold array	0,55	0,28	1,38	0,40	0,64
	0508/1220	4-fold array	0,90	0,40	2,20	0,35	0,50
	0612/1632	4-fold array	1,00	1,10	3,10	0,45	0,90

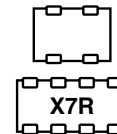
Termination




Product range array capacitors

		X7R					
		2-fold arrays			4-fold arrays		
Size ¹⁾		0405		0508		0612	
inch		1012		1220		1632	
mm							
Type		B37831		B37941		B37872	
V_R (VDC)		16		25		50	
C_R							
1,0 nF							
1,5 nF							
2,2 nF							
3,3 nF							
4,7 nF							
6,8 nF							
10 nF							
15 nF							
22 nF							

1) $l \times b$ (inch) / $l \times b$ (mm)


Ordering codes and packing for X7R, 16, 25 and 50 VDC, nickel-barrier terminations

$C_R^{1)}$	Ordering code ²⁾	Chip thickness mm	Cardboard tape, Ø 180-mm reel	Cardboard tape, Ø 330-mm reel
			* \triangleq 1	* \triangleq 3
			pcs/reel	pcs/reel

Case size 0405, 16 VDC, 2-fold arrays

1,0 nF	B37831R9102M02*	0,6 ± 0,1	5000	20000
2,2 nF	B37831R9222M02*	0,6 ± 0,1	5000	20000
4,7 nF	B37831R9472M02*	0,6 ± 0,1	5000	20000
10 nF	B37831R9103M02*	0,6 ± 0,1	5000	20000

Case size 0508, 25 VDC, 4-fold arrays

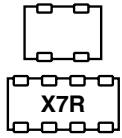
1,0 nF	B37941R0102M04*	0,85 ± 0,1	4000	16000
2,2 nF	B37941R0222M04*	0,85 ± 0,1	4000	16000
4,7 nF	B37941R0472M04*	0,85 ± 0,1	4000	16000
10 nF	B37941R0103M04*	0,85 ± 0,1	4000	16000

Case size 0612, 50 VDC, 4-fold arrays

1,0 nF	B37872R5102M04*	0,85 ± 0,1	4000	16000
1,5 nF	B37872R5152M04*	0,85 ± 0,1	4000	16000
2,2 nF	B37872R5222M04*	0,85 ± 0,1	4000	16000
3,3 nF	B37872R5332M04*	0,85 ± 0,1	4000	16000
4,7 nF	B37872R5472M04*	0,85 ± 0,1	4000	16000
6,8 nF	B37872R5682M04*	0,85 ± 0,1	4000	16000
10 nF	B37872R5103M04*	0,85 ± 0,1	4000	16000
15 nF	B37872R5153M04*	0,85 ± 0,1	4000	16000
22 nF	B37872R5223M04*	0,85 ± 0,1	4000	16000

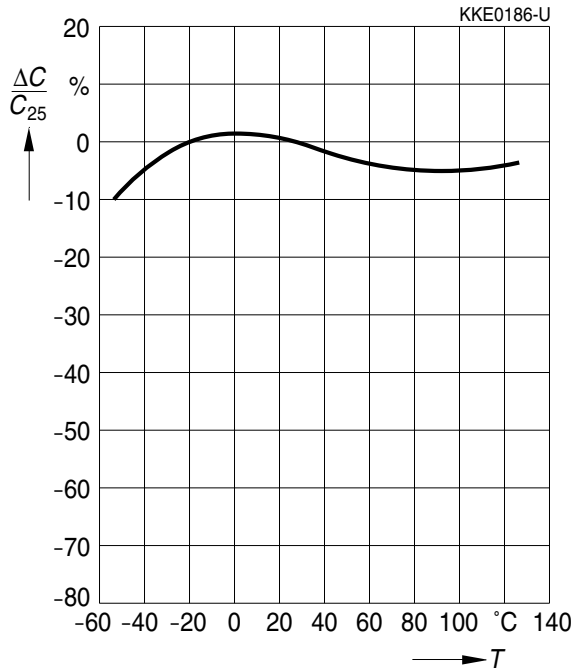
1) Other capacitance values on request.

2) The table contains the ordering codes for the standard capacitance tolerance.
For other available capacitance tolerances see page 102.

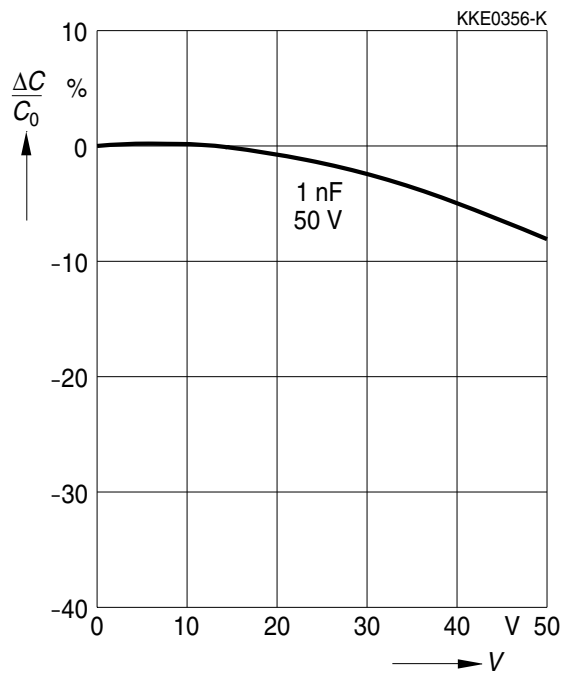


Typical characteristics

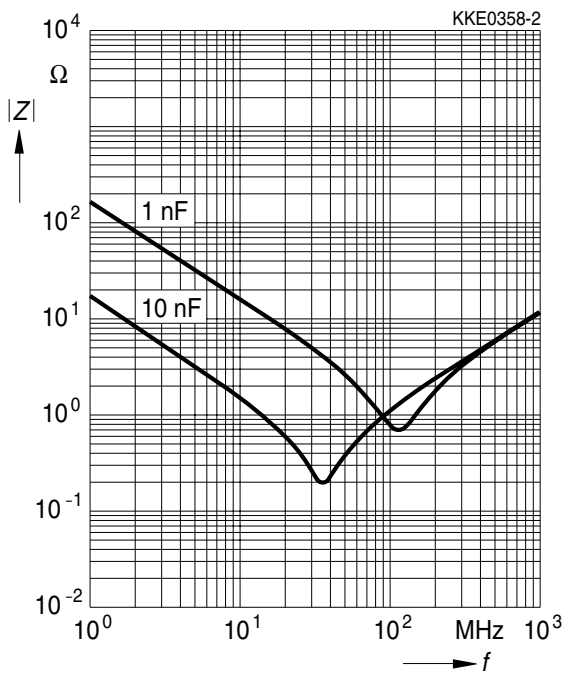
Capacitance change $\Delta C/C_{25}$ versus temperature T



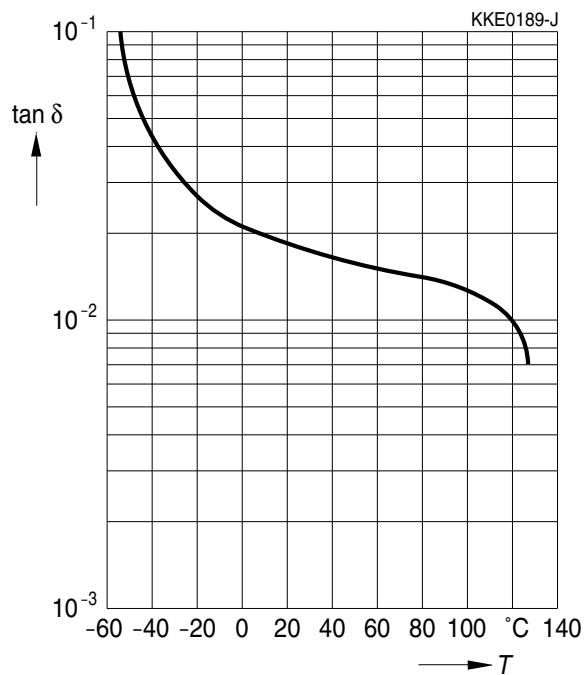
Capacitance change $\Delta C/C_0$ versus superimposed DC voltage V

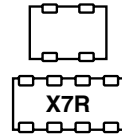


Impedance $|Z|$ versus frequency f



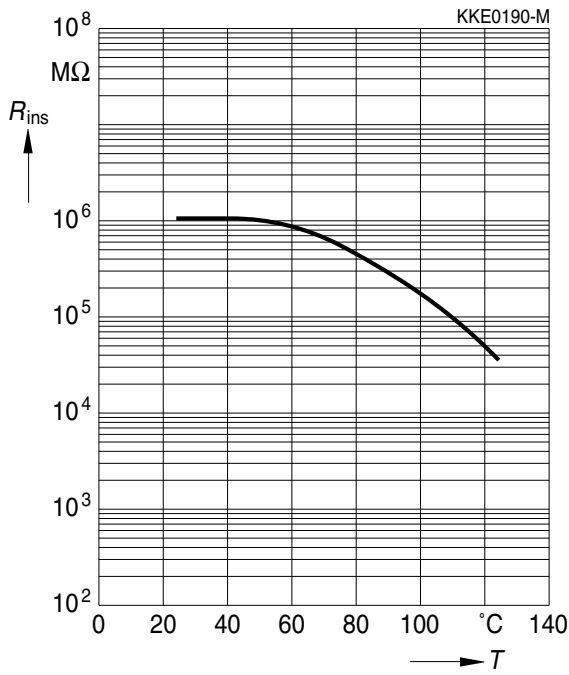
Dissipation factor $\tan \delta$ versus temperature T



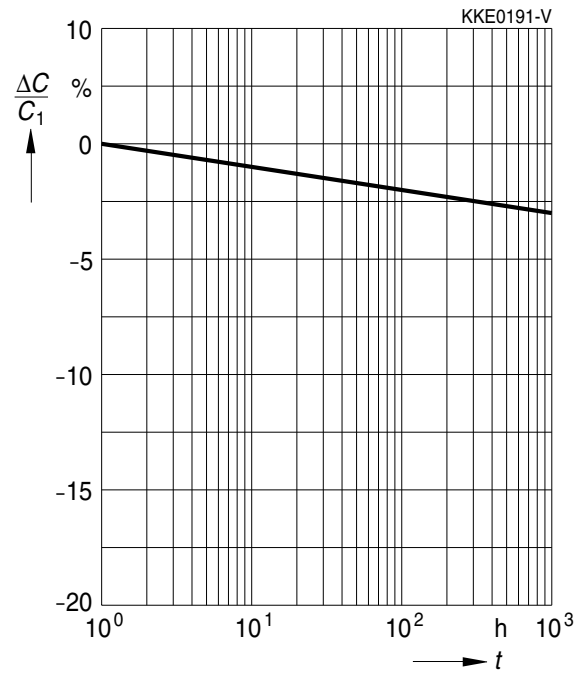


Typical characteristics

Insulation resistance R_{ins} versus temperature T



Capacitance change $\Delta C/C_1$ versus time t



Herausgegeben von EPCOS AG

Unternehmenskommunikation, Postfach 80 17 09, 81617 München, DEUTSCHLAND

☎ ++49 89 636 09, FAX (0 89) 636-2 26 89

© EPCOS AG 2002. Vervielfältigung, Veröffentlichung, Verbreitung und Verwertung dieser Broschüre und ihres Inhalts ohne ausdrückliche Genehmigung der EPCOS AG nicht gestattet.

Bestellungen unterliegen den vom ZVEI empfohlenen Allgemeinen Lieferbedingungen für Erzeugnisse und Leistungen der Elektroindustrie, soweit nichts anderes vereinbart wird.

Diese Broschüre ersetzt die vorige Ausgabe.

Fragen über Technik, Preise und Liefermöglichkeiten richten Sie bitte an den Ihnen nächstgelegenen Vertrieb der EPCOS AG oder an unsere Vertriebsgesellschaften im Ausland. Bauelemente können aufgrund technischer Erfordernisse Gefahrstoffe enthalten. Auskünfte darüber bitten wir unter Angabe des betreffenden Typs ebenfalls über die zuständige Vertriebsgesellschaft einzuholen.

Published by EPCOS AG

Corporate Communications, P.O. Box 80 17 09, 81617 Munich, GERMANY

☎ ++49 89 636 09, FAX (0 89) 636-2 26 89

© EPCOS AG 2002. Reproduction, publication and dissemination of this brochure and the information contained therein without EPCOS' prior express consent is prohibited.

Purchase orders are subject to the General Conditions for the Supply of Products and Services of the Electrical and Electronics Industry recommended by the ZVEI (German Electrical and Electronic Manufacturers' Association), unless otherwise agreed.

This brochure replaces the previous edition.

For questions on technology, prices and delivery please contact the Sales Offices of EPCOS AG or the international Representatives.

Due to technical requirements components may contain dangerous substances. For information on the type in question please also contact one of our Sales Offices.