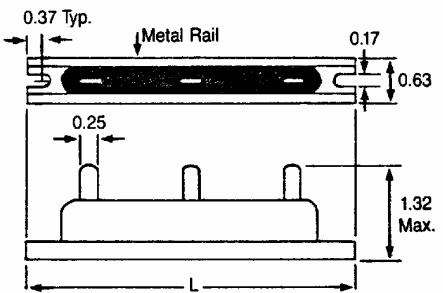


MR—Metal Rail High Voltage Rectifiers

HVCA Number	Repetitive Peak Reverse Voltage V_{RRM} Per Leg (Volts)	Avg. Forward Current Max. I_{FAVM} @ 55°C (Amps)	Max. Forward Voltage Drop V_F @ I_F Per Leg (Volts)	Max. Reverse Current I_R @ V_{RRM} @ 25°C (μA (microAmps))	Max. Surge Current I_{FSM} (8.3ms) (Amps)	Max. Reverse Recovery Time T_{rr} (nsec)	Case Length L (Inches)
MR—Standard Recovery Metal Rail 1.0 Amp Glass Passivated Rectifier Assembly Figure 9							
MR2500	2500	0.6	2.4	0.5	50	—	3.36
MR5000	5000	0.6	4.5	0.5	50	—	3.36
MR7500	7500	0.6	7.2	0.5	50	—	3.36
MR10000	10000	0.6	9.0	0.5	50	—	3.36
MR12500	12500	0.6	11.0	0.5	50	—	4.04
MR15000	15000	0.6	14.0	0.5	50	—	4.04
MR20000	20000	0.6	18.0	0.5	50	—	4.72
MR25000	25000	0.6	22.0	0.5	50	—	6.09
MR30000	30000	0.6	28.0	0.5	50	—	6.09
MRS—Standard Recovery Metal Rail 3.0 Amp Glass Passivated Rectifier Assembly Figure 9							
MRS2500	2500	1.25	2.4	0.5	150	—	3.36
MRS5000	5000	1.25	4.5	0.5	150	—	4.04
MRS7500	7500	1.25	7.2	0.5	150	—	4.04
MRS10000	10000	1.25	9.0	0.5	150	—	4.04
MRS12500	12500	1.25	11.0	0.5	150	—	4.72
MRS15000	15000	1.25	14.0	0.5	150	—	6.09
MRS20000	20000	1.25	18.0	0.5	150	—	6.09
MRS25000	25000	1.25	22.0	0.5	150	—	6.09
MRS30000	30000	1.25	28.0	0.5	150	—	6.09
MRF—Fast Recovery T_{rr} 150 nsec Metal Rail 1.0 Amp Glass Passivated Rectifier Assembly Figure 9							
MRF2500	2500	0.5	8.0	0.5	50	150	3.36
MRF5000	5000	0.5	9.0	0.5	50	150	3.36
MRF7500	7500	0.5	12.0	0.5	50	150	4.04
MRF10000	10000	0.5	15.0	0.5	50	150	4.04
MRF12500	12500	0.5	20.0	0.5	50	150	4.72
MRF15000	15000	0.5	24.0	0.5	50	150	6.09
MRF20000	20000	0.5	30.0	0.5	50	150	6.09
MRF25000	25000	0.5	40.0	0.5	50	150	6.09
MRF30000	30000	0.5	48.0	0.5	50	150	6.09
MRFS—Fast Recovery T_{rr} 250 nsec Metal Rail 3.0 Amp Glass Passivated Rectifier Assembly Figure 9							
MRFS2500	2500	1.0	4.0	0.5	100	250	3.36
MRFS5000	5000	1.0	7.0	0.5	100	250	4.04
MRFS7500	7500	1.0	11.0	0.5	100	250	4.72
MRFS10000	10000	1.0	13.0	0.5	100	250	6.09
MRFS12500	12500	1.0	17.0	0.5	100	250	6.09
MRFS15000	15000	1.0	22.0	0.5	100	250	6.09
MRFS20000	20000	1.0	26.0	0.5	100	250	6.09
MRFS25000	25000	1.0	34.0	0.5	100	250	6.09
MR*—Standard Recovery Metal Rail 1.0 Amp Glass Passivated Rectifier Center Tap and Doubler Assembly Figure 9							
MR*2500	2500	1.2	2.4	0.5	50	—	3.36
MR*5000	5000	1.2	4.5	0.5	50	—	4.04
MR*7500	7500	1.2	7.2	0.5	50	—	4.72
MR*10000	10000	1.2	9.0	0.5	50	—	4.72
MR*12500	12500	1.2	11.0	0.5	50	—	6.09
MR*15000	15000	1.2	14.0	0.5	50	—	6.09
MRS*—Standard Recovery Metal Rail 3.0 Amp Glass Passivated Rectifier Center Tap and Doubler Assembly Figure 9							
MRS*2500	2500	2.5	2.4	0.5	150	—	3.36
MRS*5000	5000	2.5	4.5	0.5	150	—	4.72
MRS*7500	7500	2.5	7.2	0.5	150	—	6.09
MRS*10000	10000	2.5	9.0	0.5	150	—	6.09
MRS*12500	12500	2.5	11.0	0.5	150	—	6.09
MRS*15000	15000	2.5	14.0	0.5	150	—	6.09
MRF*—Fast Recovery T_{rr} 150 nsec Metal Rail 1.0 Amp Glass Passivated Rectifier Center Tap and Doubler Assembly Figure 9							
MRF*2500	2500	1.0	6.0	0.5	50	150	3.36
MRF*5000	5000	1.0	9.0	0.5	50	150	4.72
MRF*7500	7500	1.0	12.0	0.5	50	150	6.09
MRF*10000	10000	1.0	15.0	0.5	50	150	6.09
MRF*12500	12500	1.0	20.0	0.5	50	150	6.09
MRF*15000	15000	1.0	24.0	0.5	50	150	6.09
MRFS*—Fast Recovery T_{rr} 250 nsec Metal Rail 3.0 Amp Glass Passivated Rectifier Center Tap and Doubler Assembly Figure 9							
MRFS*2500	2500	2.0	4.0	0.5	100	250	4.04
MRFS*5000	5000	2.0	7.0	0.5	100	250	6.09
MRFS*7500	7500	2.0	11.0	0.5	100	250	6.09
MRFS*10000	10000	2.0	13.0	0.5	100	250	6.09
MRFS*12500	12500	2.0	17.0	0.5	100	250	6.09



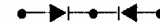
Please Note:
For $\bullet \rightarrow | \leftarrow \bullet$
Halfwave Assemblies, omit
center terminal.

Figure 9—Metal Rail High Voltage Rectifier

Please Note:
Different Circuit Arrangements are identified by using a
Circuit Code Letter

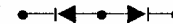
P = Positive Center Tap
N = Negative Center Tap
D = Doubler

Positive Center Tap (P)



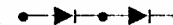
Positive Center Tap 1.2A, 5000V_{LEG} MRP5000

Negative Center Tap (N)



Negative Center Tap 2.5A, 1500V_{LEG} MRSN15000

Doubler (D)



(I_{FAVM} of Doubler is $I_{FAVM} \times 0.5$)

Fast Recovery Doubler

1.0A, 7500V_{LEG} MRFSD7500