


Surface Mount RF Transformer

50Ω 0.004 to 300 MHz

TT1-6+
TT1-6



CASE STYLE: W38
PRICE: \$ 6.95 ea. QTY (1-9)

+ RoHS compliant in accordance
with EU Directive (2002/95/EC)

The +Suffix identifies RoHS Compliance. See our web site
for RoHS Compliance methodologies and qualifications.

Maximum Ratings

Operating Temperature	-20°C to 85°C
Storage Temperature	55°C to 100°C
RF Power	250mW
DC Current	30mA

Pin Connections

PRIMARY DOT	4
PRIMARY	6
PRIMARY CT	5
SECONDARY DOT	3
SECONDARY	1
SECONDARY CT	2

Features

- wideband, 0.004 to 300 MHz
- good return loss
- also available with surface mount gull wing (KK81) plug-in (X65) leads

Applications

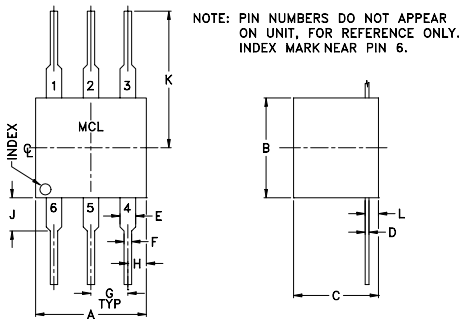
- HF/VHF
- impedance matching
- balanced antenna

Transformer Electrical Specifications

Ω RATIO	FREQUENCY (MHz)	INSERTION LOSS*		
		3 dB MHz	2 dB MHz	1 dB MHz
1	0.004-300	0.004-300	0.02-200	0.1-50

* Insertion Loss is specified with input at pin 4 and output at pin 1 with pins 6 & 3 grounded and pins 2 & 5 open.

Outline Drawing



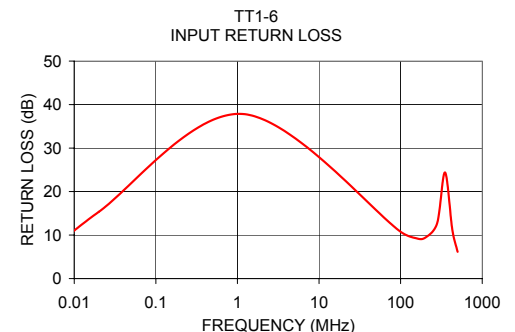
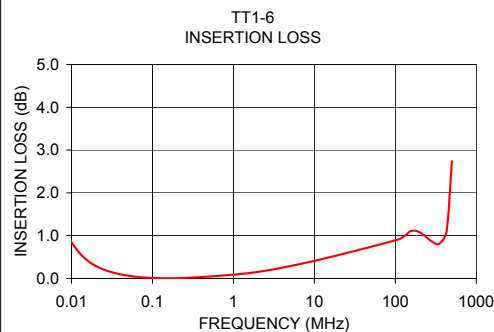
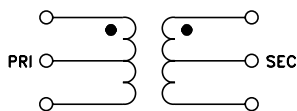
Outline Dimensions (inch/mm)

A	B	C	D	E	F
.30	.27	.23	.010	.042	.020
7.62	6.86	5.84	0.25	1.07	0.51
G	H	J	K	L	wt
.100	.05	.09	.31	.036	grams
2.54	1.27	2.29	7.87	0.91	0.50

Typical Performance Data

FREQUENCY (MHz)	INSERTION LOSS (dB)	INPUT R. LOSS (dB)
0.004	2.53	4.71
0.020	0.29	15.34
1.150	0.10	37.84
100.860	0.89	10.71
151.510	1.10	9.32
200.000	1.08	9.41
280.250	0.87	12.74
350.000	0.81	24.39
430.250	1.11	11.24
500.000	2.74	6.16

Config. B



Mini-Circuits®
ISO 9001 ISO 14001 CERTIFIED

ALL NEW
minicircuits.com

P.O. Box 350166, Brooklyn, New York 11235-0003 (718) 934-4500 Fax (718) 332-4661 For detailed performance specs & shopping online see Mini-Circuits web site



The Design Engineers Search Engine Provides ACTUAL Data Instantly From MINI-CIRCUITS At: www.minicircuits.com

RF/IF MICROWAVE COMPONENTS

REV. A
M98898
TT1-6
IG/TD/CP
070718