

SMD Zener Diode



SMD Diodes Specialist

CZRA4728-G Thru CZRA4753-G

Voltage: 3.3 to 36 Volts

Power: 1.0 Watts

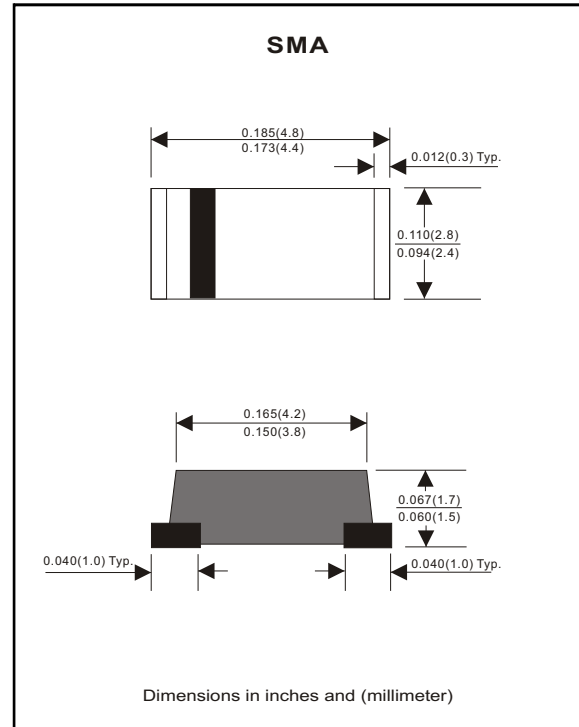
RoHS Device

Features

- For surface mounted applications.
- 1.0W Power Dissipation.
- Ideally suited for automated assembly processes.
- Pb free product.

Mechanical data

- Case: SMA, Molded plastic.
- Terminals: Solder Plated, solderable per MIL-STD-202, method 208.
- Polarity: Cathode band.
- Mounting position: Any.
- Weight: 0.05 gram(approx.).



Maximum Rating And Electrical Characteristics ($T_A=25^{\circ}\text{C}$, unless otherwise noted)

Parameter	Symbol	Value	Unit
Maximum power dissipation (Note 1)	P_D	1	W
Operating junction and storage temperature range	T_J, T_{STG}	-55 to +150	$^{\circ}\text{C}$

SMD Zener Diode



SMD Diodes Specialist

ELECTRICAL CHARACTERISTICS (T_A = 25 °C)

Part Number	Marking Code	Nominal Zener Voltage V _Z @I _{ZT} (V)	Test Current I _{ZT} (mA)	Maximum Zener Impedance			Leakage Current		Surge Current @ T _A =25°C
				Z _{ZT} @ I _{ZT} (ohms)	Z _{ZK} @ I _{ZK} (ohms)	I _{ZK} (mA)	I _R Max. (uA)	V _R (V)	
CZRA4728-G	Z3V3	3.3	76	10	400	1	100	1	1380
CZRA4729-G	Z3V6	3.6	69	10	400	1	100	1	1260
CZRA4730-G	Z3V9	3.9	64	9	400	1	50	1	1190
CZRA4731-G	Z4V3	4.3	58	9	400	1	10	1	1070
CZRA4732-G	Z4V7	4.7	53	8	500	1	10	1	970
CZRA4733-G	Z5V1	5.1	49	7	550	1	10	1	890
CZRA4734-G	Z5V6	5.6	45	5	600	1	10	2	810
CZRA4735-G	Z6V2	6.2	41	2	700	1	10	3	730
CZRA4736-G	Z6V8	6.8	37	3.5	700	1	10	4	660
CZRA4737-G	Z7V5	7.5	34	4	700	0.5	10	5	605
CZRA4738-G	Z8V2	8.2	31	4.5	700	0.5	10	6	550
CZRA4739-G	Z9V1	9.1	28	5	700	0.5	10	7	500
CZRA4740-G	Z10	10	25	7	700	0.25	10	7.6	454
CZRA4741-G	Z11	11	23	8	700	0.25	5	8.4	414
CZRA4742-G	Z12	12	21	9	700	0.25	5	9.1	380
CZRA4743-G	Z13	13	19	10	700	0.25	5	9.9	344
CZRA4744-G	Z15	15	17	14	700	0.25	5	11.4	304
CZRA4745-G	Z16	16	15.5	16	700	0.25	5	12.2	285
CZRA4746-G	Z18	18	14	20	750	0.25	5	13.7	250
CZRA4747-G	Z20	20	12.5	22	750	0.25	5	15.2	225
CZRA4748-G	Z22	22	11.5	23	750	0.25	5	16.7	205
CZRA4749-G	Z24	24	10.5	25	750	0.25	5	18.2	190
CZRA4750-G	Z27	27	9.5	35	750	0.25	5	20.6	170
CZRA4751-G	Z30	30	8.5	40	1000	0.25	5	22.8	150
CZRA4752-G	Z33	33	7.5	45	1000	0.25	5	25.1	135
CZRA4753-G	Z36	36	7	50	1000	0.25	5	27.4	125

www.comchip.com

REV:B

RATING AND CHARACTERISTIC CURVES (CZRA4728-G Thru CZRA4753-G)

FIG 1A. Range for Units to 12 Volts

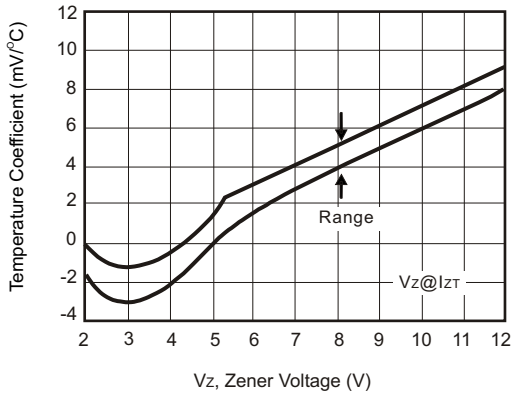


FIG 1B. Range for Units 12 to 100 Volts

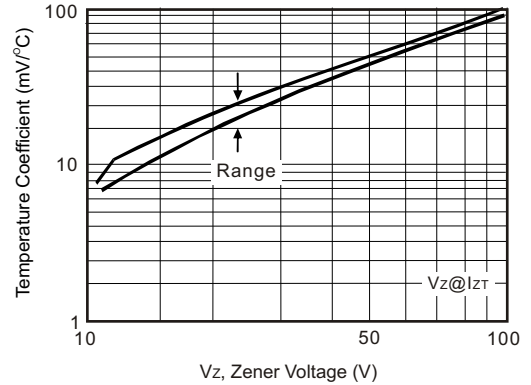


FIG 2. Temperature Coefficients (-55°C to +150°C temperature change; 90% of the units are in the ranges indicated.)

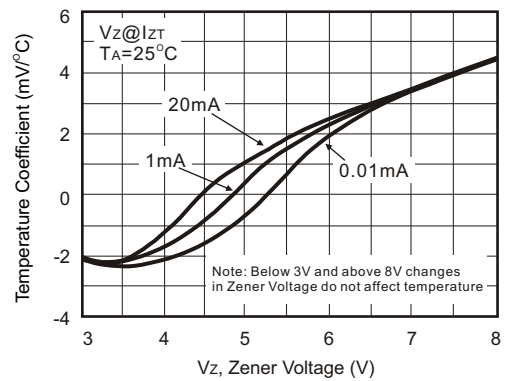
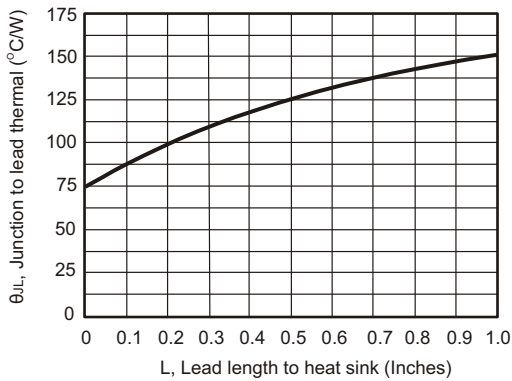


FIG 3. Typical Thermal Resistance V.S. Lead

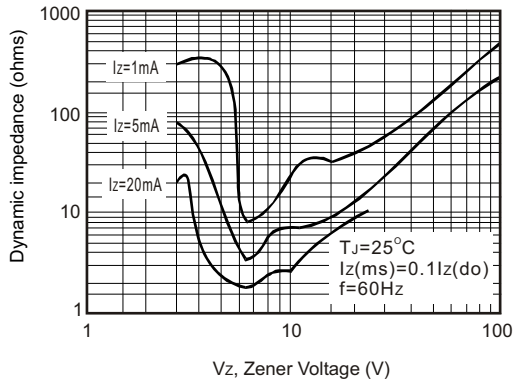


FIG 4. Effect of Zener Current

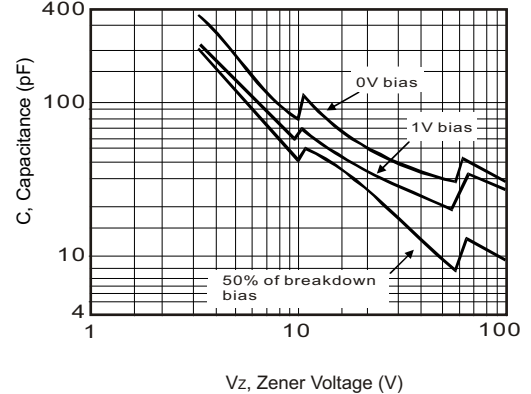


FIG 5. Power Temperature Derating Curve

