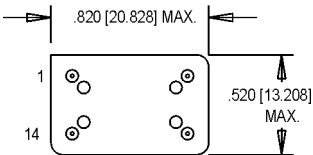
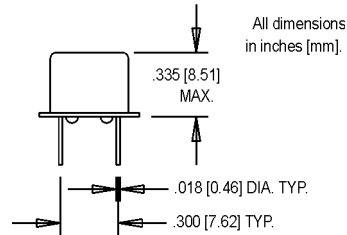
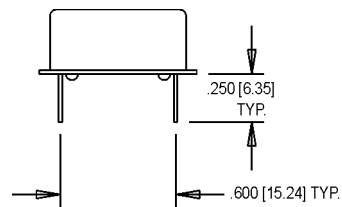


K1528D Series

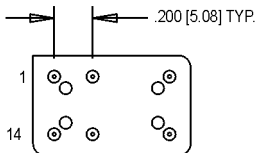
14 DIP, 5.0 Volt, CMOS, VCXO



- Former **Champion TECHNOLOGIES, INC.** Product
- Phase-Locked Loops (PLL's), Clock Recovery, Reference Signal Tracking, Synthesizers, Frequency Modulation/ Demodulation



OPTIONAL 6-PIN PACKAGE WITH TRISTATE



Pin Connections

PIN	FUNCTION
1	Voltage Control
7	Ground/Case Ground
8	Output
14	+Vdd

Ordering Information

00.0000
MHz

Product Series **K1528D** **X** **X** **X** **X**

Model Selection

B: ±100 - ±150 ppm Pull

D: ±60 - ±110 ppm Pull

Symmetry/Logic Compatibility

Blank: CMOS 40%/60%

S: CMOS 45%/55%

Temperature Range

Blank: 0°C to +70°C

M: -40°C to +85°C

Tri-State Option

Blank: No Tri-State

E: Tri-State Option

Frequency (customer specified)

	Electrical Specifications							
	PARAMETER	Symbol	Min.	Typ.	Max.	Units	Condition	
	Frequency Range	F	35		105	MHz		
	Frequency Stability:	ΔF/F						
	Overall		Inclusive of Calibration, Temperature, Voltage, Load, and Aging					
	0°C to +70°C				±25	ppm		
	-40°C to +85°C				±50	ppm		
	Pullability		(See Ordering Information)					
	Linearity				15	%		
	Modulation Bandwidth	fm	>20			kHz	±3dB	
	Control Voltage	Vc	0.5	2.5	4.5	V		
	Transfer Function		Positive					
	Input Impedance		>50KΩ					@ 10 kHz
	Operating Temperature	TA	-40		+85	°C		
	Storage Temperature	Ts	-40		+125	°C		
	Input Voltage	Vdd	4.75	5.0	5.25	V		
	Input Current	Idd			40	mA		
	Symmetry (Duty Cycle)		(See Ordering Information)					
	Start up Time				10	ms		
	Phase Noise (Typical)	10 Hz	100 Hz	1 kHz	10 kHz	100 kHz	Offset from carrier	
		-65	-95	-120	-140	-150		
	Environmental							
	Temperature Cycle	MIL-STD-883, Method 1010, Condition B				-55°C to +125°C; Air-to-Air; 100 cycles; 10 min. dwell		
	Mechanical Shock	MIL-STD-883, Method 2002, Condition B				1500 g's		
	Vibration	MIL-STD-883, Method 2007, Condition B				20-2000 Hz; 0.06 inch; 15 g's; 3 planes		
	Humidity Steady State	MIL-STD-202, Method 103				40°C; 90%-95% R.H.; 56 days		
	Thermal Shock	MIL-STD-883, Method 1011.7, Cond. B				100°C to 0°C; Water-to-Water; 15 cycles		
	Electrostatic Discharge	MIL-STD-883, Method 3015, Class II				2 KV to 4 KV Threshold		
	Solderability	MIL-STD-883, Method 2022.2				Solder dip; Meniscograph Criteria		
	Hermeticity	MIL-STD-883, Method 1014.8, Cond. A1				Mass spectro. 2 x 10 ⁻⁸ atoms. CC/sec He		
	Resistance to Soldering	See Page 147						
	Lead Integrity	MIL-STD-883, Mtd. 2004.5, Cond. A,B1				Lead tension & bend stress		
	Marking Permanence	MIL-STD-883, Method 2015.8				Resistance to solvents		
	Life Test	MIL-STD-883, Method 1005.6				125°C, powered, 1000 hours minimum		

VCXO

M-tron reserves the right to make changes to the product(s) and service(s) described herein without notice. No liability is assumed as a result of their use or application. No rights under any patent accompany the sale of such product.