

### Field Effect Transistor

### Silicon N Channel MOS Type ( $\pi$ -MOS II.5)

### High Speed, High Current DC-DC Converter,

### Relay Drive and Motor Drive Applications

#### Features

- Low Drain-Source ON Resistance
  - $R_{DS(ON)} = 1.1\Omega$  (Typ.)
- High Forward Transfer Admittance
  - $|Y_{fs}| = 4.0S$  (Typ.)
- Low Leakage Current
  - $I_{DSS} = 300\mu A$  (Max.) @  $V_{DS} = 720V$
- Enhancement-Mode
  - $V_{th} = 1.5 \sim 3.5V$  @  $V_{DS} = 10V, I_D = 1mA$

#### Absolute Maximum Ratings ( $T_a = 25^\circ C$ )

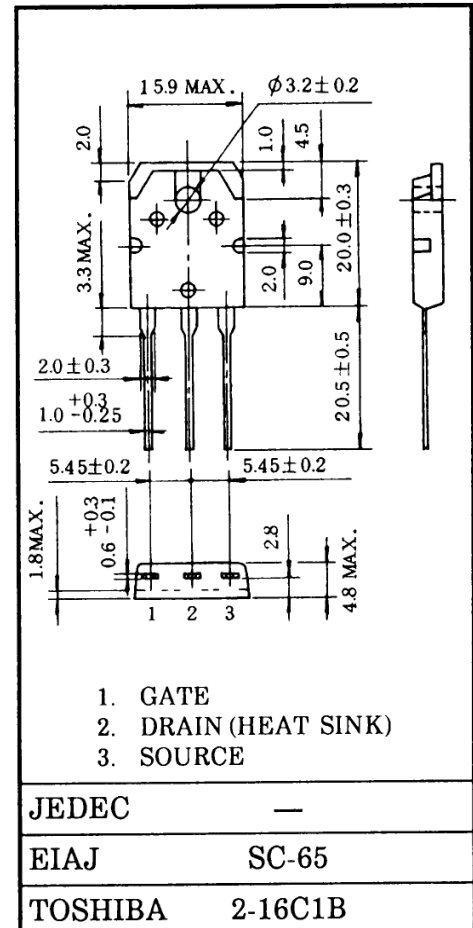
CHARACTERISTIC	SYMBOL	RATING	UNIT
Drain-Source Voltage	$V_{DSS}$	900	V
Drain-Gate Voltage ( $R_{GS} = 20k\Omega$ )	$V_{DGR}$	900	V
Gate-Source Voltage	$V_{GSS}$	$\pm 30$	V
Drain Current	DC	$I_D$	9
	Pulse	$I_{DP}$	27
Drain Power Dissipation ( $T_c = 25^\circ C$ )	$P_D$	150	W
Channel Temperature	$T_{ch}$	150	$^\circ C$
Storage Temperature Range	$T_{stg}$	-55 ~ 150	$^\circ C$

#### Thermal Characteristics

CHARACTERISTIC	SYMBOL	MAX.	UNIT
Thermal Resistance, Channel to Case	$R_{th(ch-c)}$	0.833	$^\circ C/W$
Thermal Resistance, Channel to Ambient	$R_{th(ch-a)}$	50	$^\circ C/W$

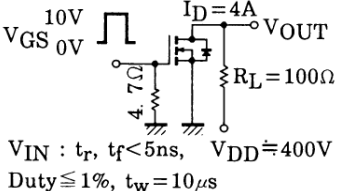
This transistor is an electrostatic sensitive device. Please handle with care.

### Industrial Applications Unit in mm



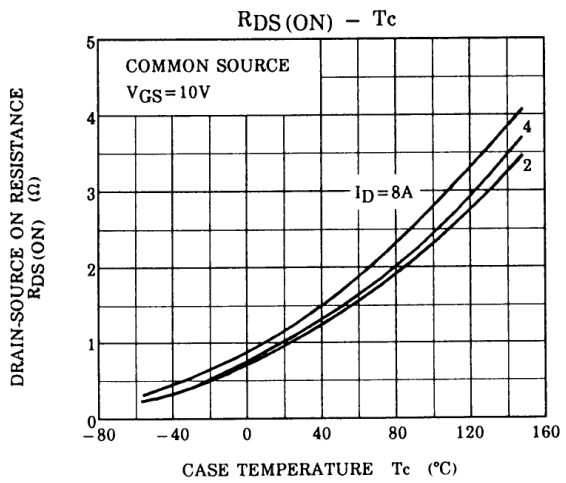
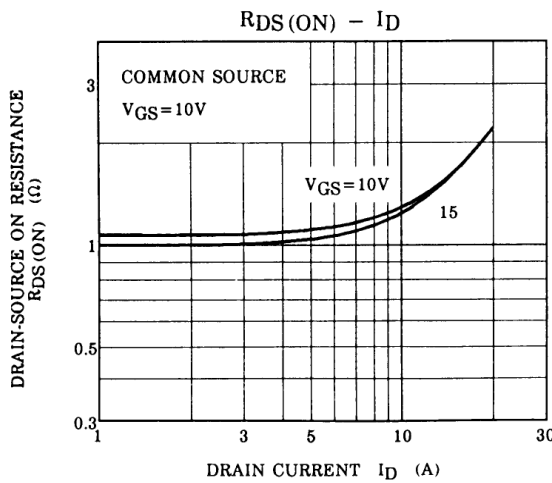
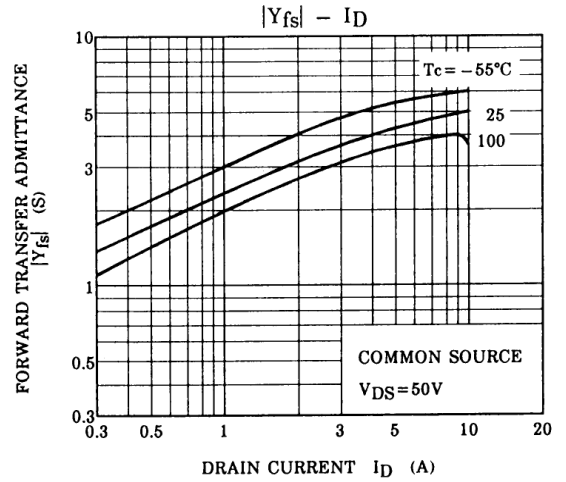
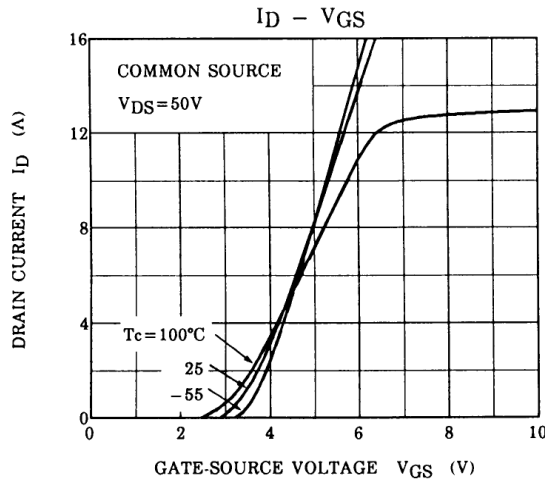
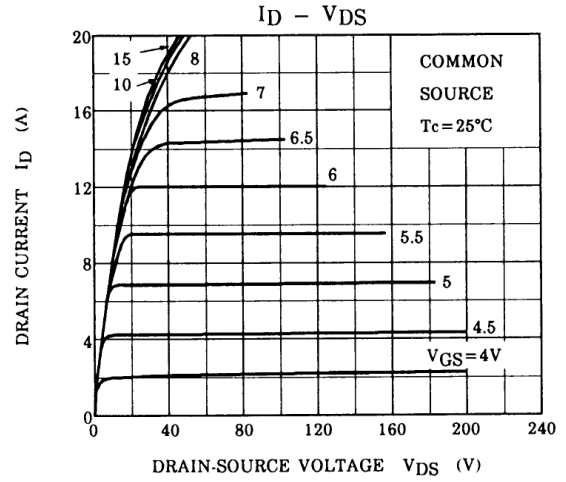
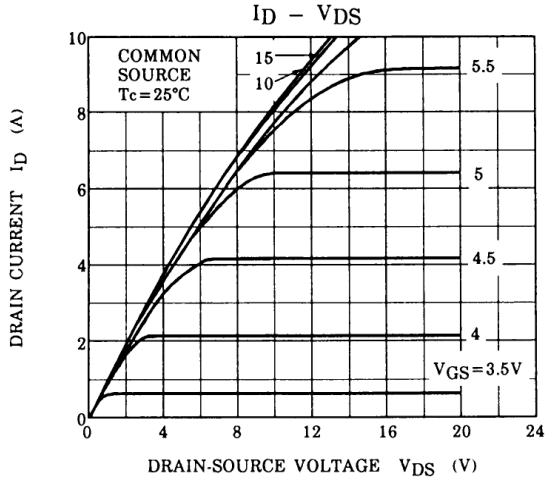
Weight : 4.6g

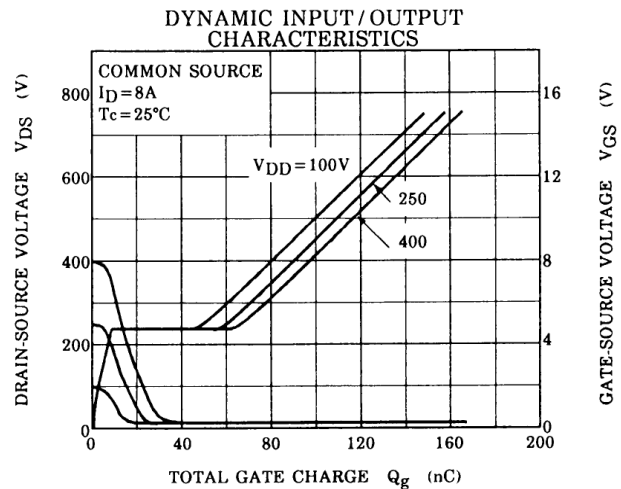
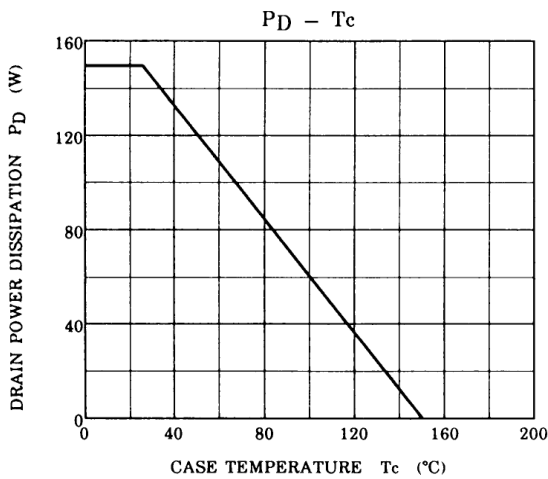
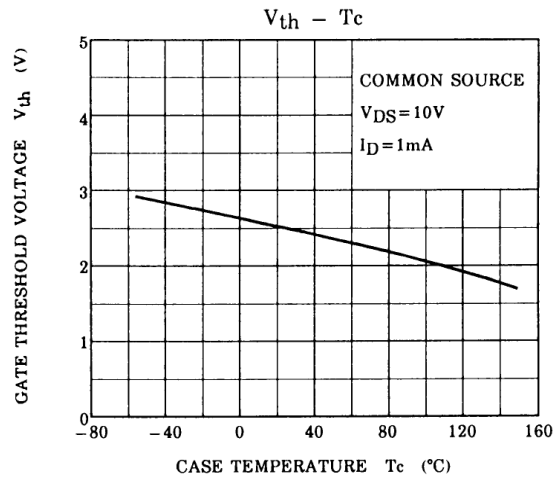
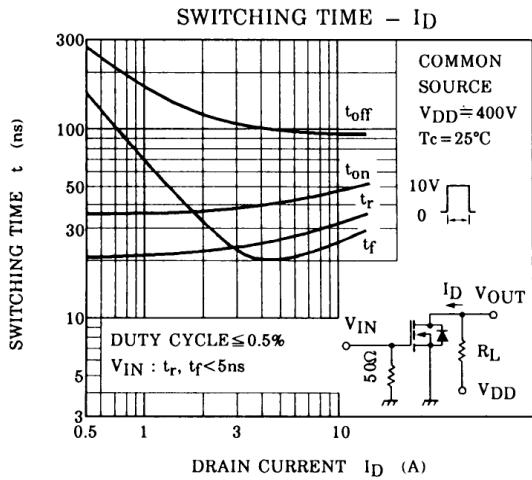
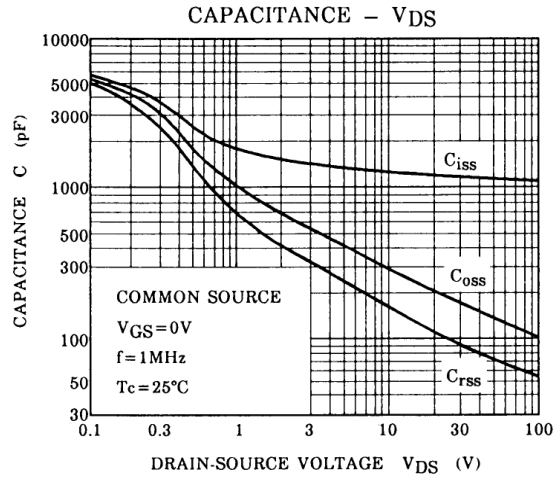
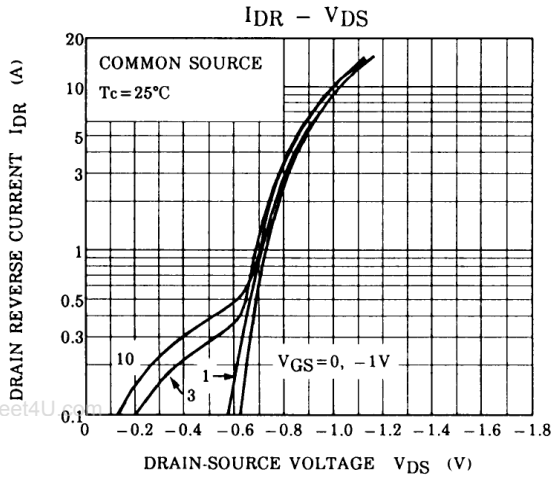
## Electrical Characteristics (Ta = 25°C)

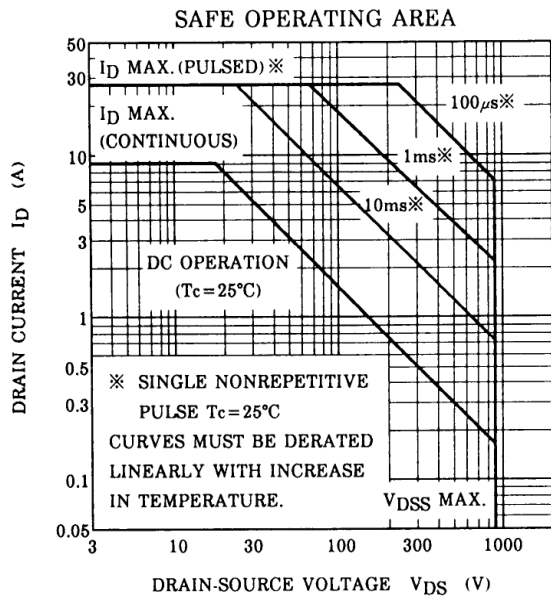
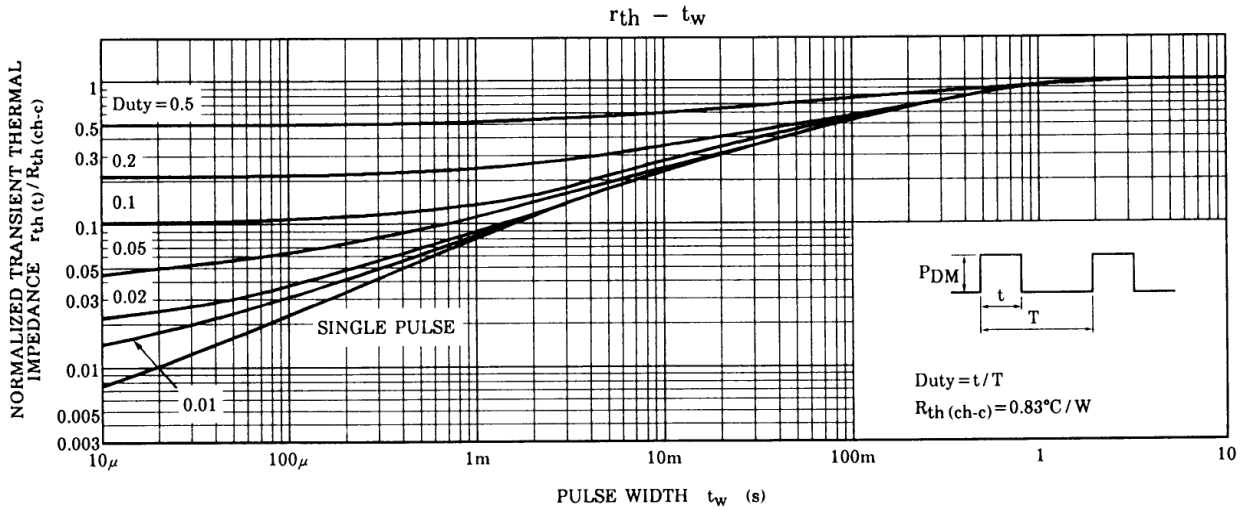
CHARACTERISTIC		SYMBOL	TEST CONDITION	MIN.	TYP.	MAX.	UNIT
Gate Leakage Current		$I_{GSS}$	$V_{GS} = \pm 25V, V_{DS} = 0V$	–	–	$\pm 100$	nA
Drain Cut-off Current		$I_{DSS}$	$V_{DS} = 720V, V_{GS} = 0V$	–	–	300	$\mu A$
Drain-Source Breakdown Voltage		$V_{(BR)DSS}$	$I_D = 10mA, V_{GS} = 0V$	900	–	–	V
Gate Threshold Voltage		$V_{th}$	$V_{DS} = 10V, I_D = 1mA$	1.5	–	3.5	V
Drain-Source ON Resistance		$R_{DS(ON)}$	$I_D = 4A, V_{GS} = 10V$	–	1.1	1.4	$\Omega$
Forward Transfer Admittance		$ Y_{fs} $	$V_{DS} = 20V, I_D = 4A$	2.0	4.0	–	S
Input Capacitance		$C_{iss}$	$V_{DS} = 25V, V_{GS} = 0V,$ $f = 1MHz$	–	1300	1800	pF
Reverse Transfer Capacitance		$C_{rss}$		–	100	150	
Output Capacitance		$C_{oss}$		–	180	260	
Switching Time	Rise Time	$t_r$	 <p><math>V_{GS} = 10V, 0V</math> <math>I_D = 4A</math> <math>V_{OUT}</math> <math>R_L = 100\Omega</math> <math>V_{IN} : t_r, t_f &lt; 5ns, V_{DD} = 400V</math> <math>Duty \leq 1\%, t_w = 10\mu s</math></p>	–	25	50	ns
	Turn-on Time	$t_{on}$		–	40	80	
	Fall Time	$t_f$		–	20	40	
	Turn-off Time	$t_{off}$		–	100	200	
Total Gate Charge (Gate-Source Plus Gate-Drain)		$Q_g$	$V_{DD} = 400V, V_{GS} = 10V,$ $I_D = 9A$	–	120	240	nC
Gate-Source Charge		$Q_{gs}$		–	70	–	
Gate-Drain ("Miller") Charge		$Q_{gd}$		–	50	–	

## Source-Drain Diode Ratings and Characteristics (Ta = 25°C)

CHARACTERISTICS	SYMBOL	TEST CONDITION	MIN.	TYP.	MAX.	UNIT
Continuous Drain Reverse Current	$I_{DR}$	–	–	–	9	A
Pulse Drain Reverse Current	$I_{DRP}$	–	–	–	27	A
Diode Forward Voltage	$V_{DSF}$	$I_{DR} = 9A, V_{GS} = 0V$	–	–	-2.0	V







## Notes

www.DataSheet4U.com

The information contained here is subject to change without notice.

The information contained herein is presented only as guide for the applications of our products. No responsibility is assumed by TOSHIBA for any infringements of patents or other rights of the third parties which may result from its use. No license is granted by implication or otherwise under any patent or patent rights of TOSHIBA or others. These TOSHIBA products are intended for usage in general electronic equipments (office equipment, communication equipment, measuring equipment, domestic electrification, etc.) Please make sure that you consult with us before you use these TOSHIBA products in equipments which require high quality and/or reliability, and in equipments which could have major impact to the welfare of human life (atomic energy control, spaceship, traffic signal, combustion control, all types of safety devices, etc.). TOSHIBA cannot accept liability to any damage which may occur in case these TOSHIBA products were used in the mentioned equipments without prior consultation with TOSHIBA.